

playoff gara 2

San Pietrini vs Teti

Partita no. 17
Torelli Stadium

31.03.2017 22:58
(ora locale)

STATISTICHE UFFICIALI

102 - 103

(26-52, 76-51)

San Pietrini (p)

No.	Nome	Min	TC		2P TC		3P TC		TL		Rim			AS	PP	PR	ST	FP		+/-	PTR
			R/T	%	R/T	%	R/T	%	R/T	%	RO	RD	Tot					F	S		
*1	p Pietro	104:	10/27	37,0	8/17	47,1	2/10	20,0	0/0	0,0	2	4	6	1	9	4	1	0	0	-4	**22**
2	r Riki	109:	12/23	52,2	9/20	45,0	3/3	100,0	0/0	0,0	2	16	18	7	11	4	1	0	0	-14	**27**
*3	R Renzo	72:08	0/0	0,0	0/0	0,0	0/0	0,0	0/0	0,0	1	4	5	2	4	0	0	0	0	-10	**0**
*4	C Corneli	112:	4/15	26,7	4/14	28,6	0/1	0,0	0/0	0,0	8	16	24	6	9	1	0	0	0	+14	**8**
*5	f Fede	107:	9/27	33,3	6/16	37,5	3/11	27,3	0/0	0,0	1	7	8	14	3	3	0	0	0	+4	**21**
*6	m Montanari	110:	12/22	54,5	12/22	54,5	0/0	0,0	0/0	0,0	4	7	11	2	6	1	0	0	0	+5	**24**
Squadra/Allenatore											2	3	5		0			0			
Totali			**47/11**	**41,2**	**39/89**	**43,8**	**8/25**	**32,0**	**0/0**	**0,0**	**20**	**57**	**77**	**32**	**42**	**13**	**2**	**0**	**0**		**102**

Teti (t)

No.	Nome	Min	TC		2P TC		3P TC		TL		Rim			AS	PP	PR	ST	FP		+/-	PTR
			R/T	%	R/T	%	R/T	%	R/T	%	RO	RD	Tot					F	S		
1	t teti	106:	10/27	37,0	10/27	37,0	0/0	0,0	0/0	0,0	4	12	16	10	5	10	3	0	0	+15	**20**
*2	a Aldo	110:	5/20	25,0	4/13	30,8	1/7	14,3	0/0	0,0	1	0	1	3	4	2	0	0	0	-8	**11**
*3	a Andrea	107:	14/20	70,0	11/17	64,7	3/3	100,0	0/0	0,0	2	12	14	12	8	4	0	0	0	+2	**31**
*4	g Gas	98:36	1/12	8,3	1/6	16,7	0/6	0,0	0/0	0,0	4	4	8	2	2	3	1	0	0	-9	**2**
*5	c Caselli	103:	11/24	45,8	11/24	45,8	0/0	0,0	0/0	0,0	10	11	21	2	4	10	0	0	0	+11	**22**
*6	g Gilio	88:32	8/29	27,6	7/26	26,9	1/3	33,3	0/0	0,0	2	3	5	2	5	1	0	0	0	-6	**17**
Squadra/Allenatore											3	5	8		0			0			
Totali			**49/13**	**37,1**	**44/11**	**38,9**	**5/19**	**26,3**	**0/0**	**0,0**	**26**	**47**	**73**	**31**	**28**	**30**	**4**	**0**	**0**		**103**

Punteggio ogni 5 minuti

	Q1		Q2		Q3		Q4	
p	6	10	18	18	20	20	20	22
t	3	11	15	17	23	28	30	36

	p	t
Punti da palle perse	19	35
Punti dal campo	64	60
Punti secondo tentativo	10	21
Punti in contropiede	26	18
Punti dalla panchina	27	20

	p	t
Massimo vantaggio	6	28
Massimo parziale	9-0 (82-91)	13-0 (20-30)
Cambi di vantaggio	9	
Tempo in vantaggio	1	
Tempo in vantaggio	16:53	131:41

Legenda:

Min	Minuti giocati	**R/T**	Realizzati/Tentati	**Rim**	Rimbalzi	**AS**	Assist	**PP**	Palle perse
*	Quintetto iniziale	**%**	Percentuale di tiro	**RD**	Rimbalzi difensivi	**FP**	Falli personali	**PR**	Palle recuperate
NEN	Non entrato	**TL**	Tiri liberi	**RO**	Rimbalzi offensivi	**F**	Falli fatti	**ST**	Stoppate
TC	Tiri dal campo	**PTR**	Punti realizzati	**Tot**	Rimbalzi totali	**S**	Falli subiti	**+/-**	Punti netti mentre era in campo

playoff gara 2

San Pietrini vs Teti

Partita no. 17
Torelli Stadium

31.03.2017 22:58
(ora locale)

STATISTICHE DEL QUARTO 1

26 - 52

San Pietrini (p)

No.	Nome	Min	TC		2P TC		3P TC		TL		Rim			AS	PP	PR	ST	FP		+/-	PTR
			R/T	%	R/T	%	R/T	%	R/T	%	RO	RD	Tot					F	S		
*1	p Pietro	38:11	2/12	16,7	2/7	28,6	0/5	0,0	0/0	0,0	1	1	2	0	5	2	1	0	0	-24	**4**
2	r Riki	39:20	3/6	50,0	3/6	50,0	0/0	0,0	0/0	0,0	2	7	9	2	7	2	0	0	0	-30	**6**
*3	R Renzo	41:48	0/0	0,0	0/0	0,0	0/0	0,0	0/0	0,0	0	3	3	1	3	0	0	0	0	-15	**0**
*4	C Corneli	42:06	2/8	25,0	2/8	25,0	0/0	0,0	0/0	0,0	5	4	9	2	5	1	0	0	0	-13	**4**
*5	f Fede	40:16	3/12	25,0	3/10	30,0	0/2	0,0	0/0	0,0	0	3	3	1	2	0	0	0	0	-26	**6**
*6	m Montanari	38:44	3/8	37,5	3/8	37,5	0/0	0,0	0/0	0,0	3	6	9	1	2	0	0	0	0	-22	**6**
Squadra/Allenatore											0	1	1		0			0			
Totali			**13/46**	**28,3**	**13/39**	**33,3**	**0/7**	**0,0**	**0/0**	**0,0**	**11**	**25**	**36**	**7**	**24**	**5**	**1**	**0**	**0**		**26**

Teti (t)

No.	Nome	Min	TC		2P TC		3P TC		TL		Rim			AS	PP	PR	ST	FP		+/-	PTR
			R/T	%	R/T	%	R/T	%	R/T	%	RO	RD	Tot					F	S		
1	t teti	39:20	5/9	55,6	5/9	55,6	0/0	0,0	0/0	0,0	1	5	6	5	2	4	2	0	0	+30	**10**
*2	a Aldo	41:48	1/8	12,5	1/6	16,7	0/2	0,0	0/0	0,0	0	0	0	1	2	2	0	0	0	+15	**2**
*3	a Andrea	38:44	9/14	64,3	6/11	54,5	3/3	100,0	0/0	0,0	0	6	6	5	3	4	0	0	0	+22	**21**
*4	g Gas	42:06	1/6	16,7	1/4	25,0	0/2	0,0	0/0	0,0	2	1	3	0	1	1	0	0	0	+13	**2**
*5	c Caselli	38:11	4/12	33,3	4/12	33,3	0/0	0,0	0/0	0,0	6	6	12	0	2	8	0	0	0	+24	**8**
*6	g Gilio	40:16	4/12	33,3	3/10	30,0	1/2	50,0	0/0	0,0	1	2	3	0	1	1	0	0	0	+26	**9**
Squadra/Allenatore											2	2	4		0			0			
Totali			**24/61**	**39,3**	**20/52**	**38,5**	**4/9**	**44,4**	**0/0**	**0,0**	**12**	**22**	**34**	**11**	**11**	**20**	**2**	**0**	**0**		**52**

	p	t
Punti da palle perse	2	24
Punti dal campo	20	28
Punti secondo tentativo	4	13
Punti in contropiede	4	12
Punti dalla panchina	6	10

Legenda:

Min	Minuti giocati	**R/T**	Realizzati/Tentati	**Rim**	Rimbalzi	**AS**	Assist	**PP**	Palle perse
*	Quintetto iniziale	**%**	Percentuale di tiro	**RD**	Rimbalzi difensivi	**FP**	Falli personali	**PR**	Palle recuperate
NEN	Non entrato	**TL**	Tiri liberi	**RO**	Rimbalzi offensivi	**F**	Falli fatti	**ST**	Stoppate
TC	Tiri dal campo	**PTR**	Punti realizzati	**Tot**	Rimbalzi totali	**S**	Falli subiti	**+/-**	Punti netti mentre era in campo



playoff gara 2

San Pietrini vs Teti

Partita no. 17
Torelli Stadium

31.03.2017 22:58
(ora locale)

STATISTICHE DEL QUARTO 2

76 - 51

San Pietrini (p)

No.	Nome	Min	TC		2P TC		3P TC		TL		Rim			AS	PP	PR	ST	FP		+/-	PTR
			R/T	%	R/T	%	R/T	%	R/T	%	RO	RD	Tot					F	S		
1	p Pietro	65:52	8/15	53,3	6/10	60,0	2/5	40,0	0/0	0,0	1	3	4	1	4	2	0	0	0	+20	**18**
2	r Riki	69:54	9/17	52,9	6/14	42,9	3/3	100,0	0/0	0,0	0	9	9	5	4	2	1	0	0	+16	**21**
3	R Renzo	30:20	0/0	0,0	0/0	0,0	0/0	0,0	0/0	0,0	1	1	2	1	1	0	0	0	0	+5	**0**
4	C Corneli	70:13	2/7	28,6	2/6	33,3	0/1	0,0	0/0	0,0	3	12	15	4	4	0	0	0	0	+27	**4**
5	f Fede	66:54	6/15	40,0	3/6	50,0	3/9	33,3	0/0	0,0	1	4	5	13	1	3	0	0	0	+30	**15**
6	m Montanari	71:47	9/14	64,3	9/14	64,3	0/0	0,0	0/0	0,0	1	1	2	1	4	1	0	0	0	+27	**18**
Squadra/Allenatore											2	2	4		0			0			
Totali			**34/68**	**50,0**	**26/50**	**52,0**	**8/18**	**44,4**	**0/0**	**0,0**	**9**	**32**	**41**	**25**	**18**	**8**	**1**	**0**	**0**		**76**

Teti (t)

No.	Nome	Min	TC		2P TC		3P TC		TL		Rim			AS	PP	PR	ST	FP		+/-	PTR
			R/T	%	R/T	%	R/T	%	R/T	%	RO	RD	Tot					F	S		
1	t teti	67:20	5/18	27,8	5/18	27,8	0/0	0,0	0/0	0,0	3	7	10	5	3	6	1	0	0	-15	**10**
2	a Aldo	68:57	4/12	33,3	3/7	42,9	1/5	20,0	0/0	0,0	1	0	1	2	2	0	0	0	0	-23	**9**
3	a Andrea	68:45	5/6	83,3	5/6	83,3	0/0	0,0	0/0	0,0	2	6	8	7	5	0	0	0	0	-20	**10**
4	g Gas	56:30	0/6	0,0	0/2	0,0	0/4	0,0	0/0	0,0	2	3	5	2	1	2	1	0	0	-22	**0**
5	c Caselli	65:12	7/12	58,3	7/12	58,3	0/0	0,0	0/0	0,0	4	5	9	2	2	2	0	0	0	-13	**14**
6	g Gilio	48:16	4/17	23,5	4/16	25,0	0/1	0,0	0/0	0,0	1	1	2	2	4	0	0	0	0	-32	**8**
Squadra/Allenatore											1	3	4		0			0			
Totali			**25/71**	**35,2**	**24/61**	**39,3**	**1/10**	**10,0**	**0/0**	**0,0**	**14**	**25**	**39**	**20**	**17**	**10**	**2**	**0**	**0**		**51**

	p	t
Punti da palle perse	17	11
Punti dal campo	44	32
Punti secondo tentativo	6	8
Punti in contropiede	22	6
Punti dalla panchina	76	51

Legenda:

Min	Minuti giocati	**R/T**	Realizzati/Tentati	**Rim**	Rimbalzi	**AS**	Assist	**PP**	Palle perse
*	Quintetto iniziale	**%**	Percentuale di tiro	**RD**	Rimbalzi difensivi	**FP**	Falli personali	**PR**	Palle recuperate
NEN	Non entrato	**TL**	Tiri liberi	**RO**	Rimbalzi offensivi	**F**	Falli fatti	**ST**	Stoppate
TC	Tiri dal campo	**PTR**	Punti realizzati	**Tot**	Rimbalzi totali	**S**	Falli subiti	**+/-**	Punti netti mentre era in campo

playoff gara 2

San Pietrini vs Teti

Partita no. 17
Torelli Stadium

31.03.2017 22:58
(ora locale)

CONFRONTO SQUADRE

102 - 103

(26-52, 76-51)

Tiri dal campo

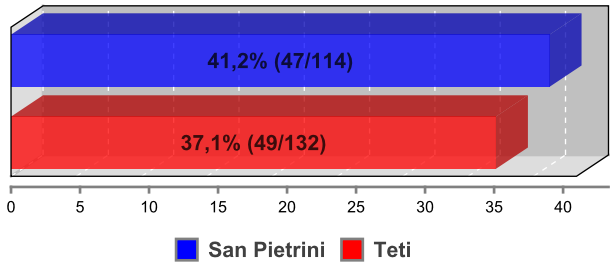

Tiri da 2 punti

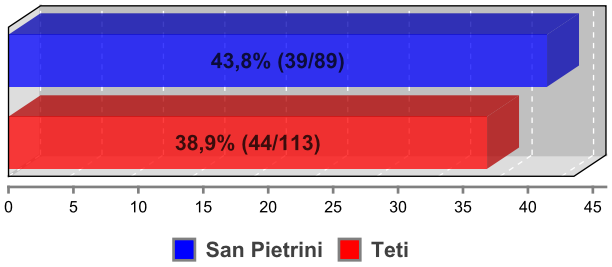

Tiri da 3 punti

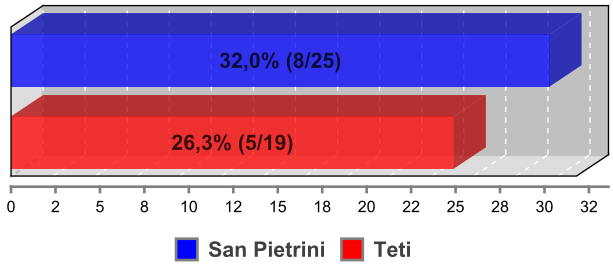

Rimbalzi

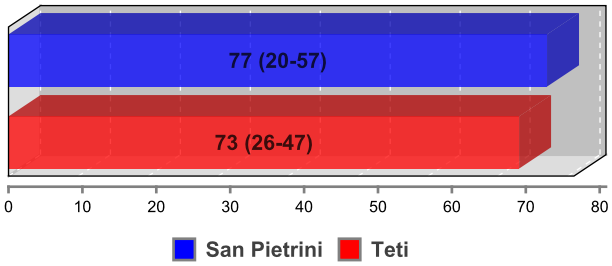

Assist

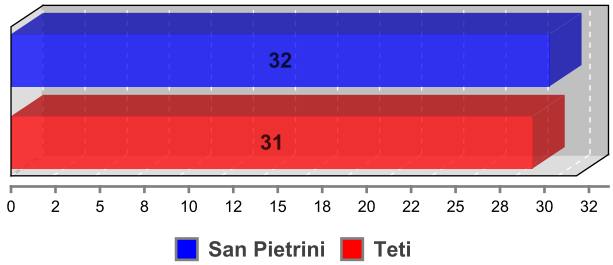

Palle perse

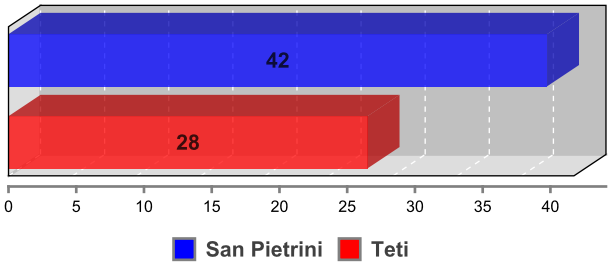

Palle recuperate

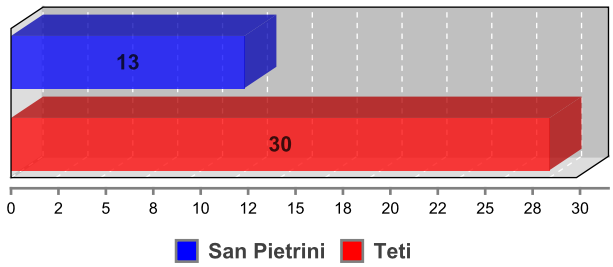

Punti in contropiede

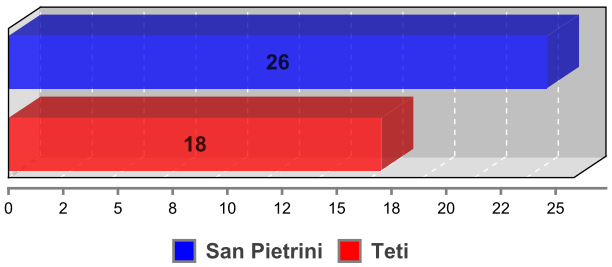

Punti da palle perse

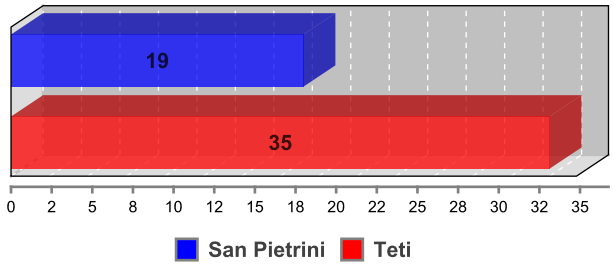

Punti secondo tentativo

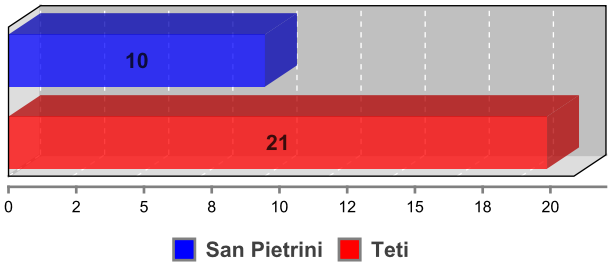

playoff gara 2

San Pietrini vs Teti

Partita no. 17
Torelli Stadium

31.03.2017 22:58
(ora locale)

VALUTAZIONE GIOCATORE

102 - 103

(26-52, 76-51)

#1. p Pietro (San Pietrini)

TC		2P TC		3P TC		TL		Rim							FP		
R/T	%	R/T	%	R/T	%	R/T	%	RO	RD	Tot	AS	PP	PR	ST	F	S	PTR
10/27	37,0	8/17	47,1	2/10	20,0	0/0	0,0	2	4	6	1	9	4	1	0	0	**22**

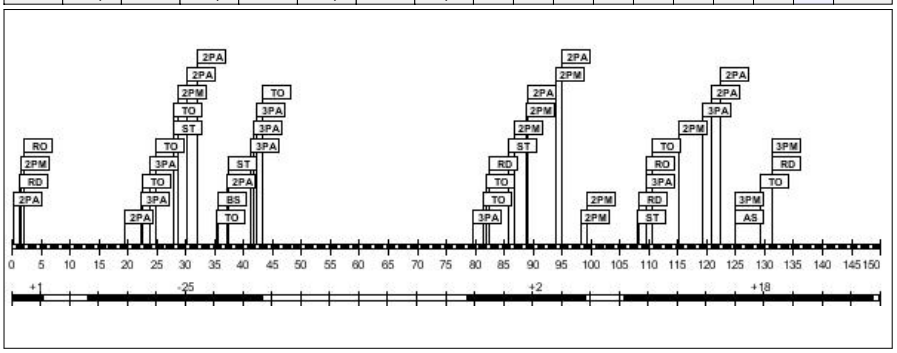

Minuti giocati: **104:03**
Punti realizzati: **22**
Rapporto +/-: **-4**

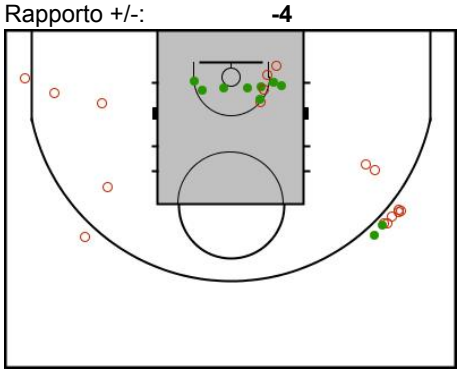

#2. r Riki (San Pietrini)

TC		2P TC		3P TC		TL		Rim							FP		
R/T	%	R/T	%	R/T	%	R/T	%	RO	RD	Tot	AS	PP	PR	ST	F	S	PTR
12/23	52,2	9/20	45,0	3/3	100,0	0/0	0,0	2	16	18	7	11	4	1	0	0	**27**

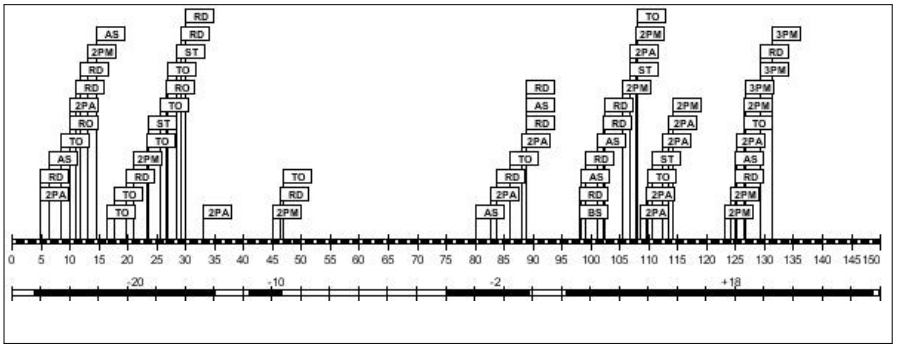

Minuti giocati: **109:14**
Punti realizzati: **27**
Rapporto +/-: **-14**

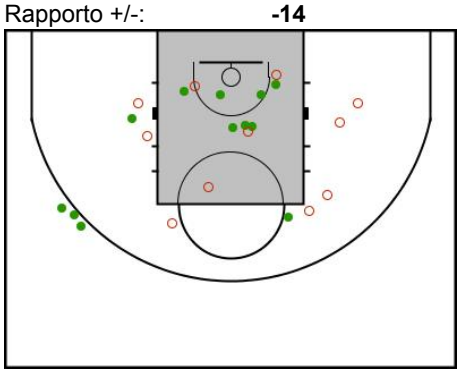

#3. R Renzo (San Pietrini)

TC		2P TC		3P TC		TL		Rim							FP		
R/T	%	R/T	%	R/T	%	R/T	%	RO	RD	Tot	AS	PP	PR	ST	F	S	PTR
0/0	0,0	0/0	0,0	0/0	0,0	0/0	0,0	1	4	5	2	4	0	0	0	0	**0**

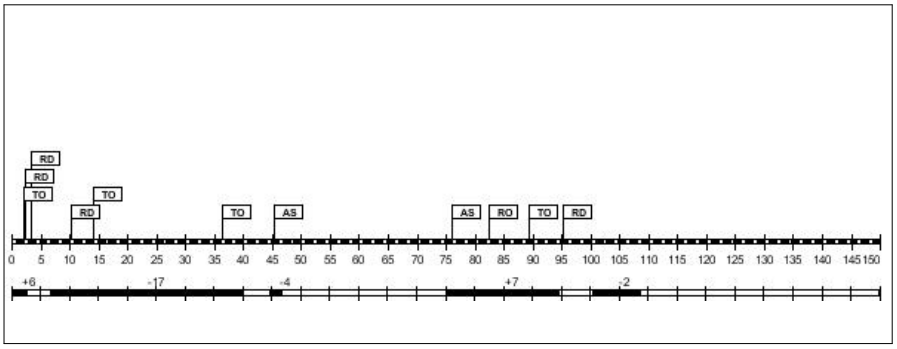

Minuti giocati: **72:08**
Punti realizzati: **0**
Rapporto +/-: **-10**

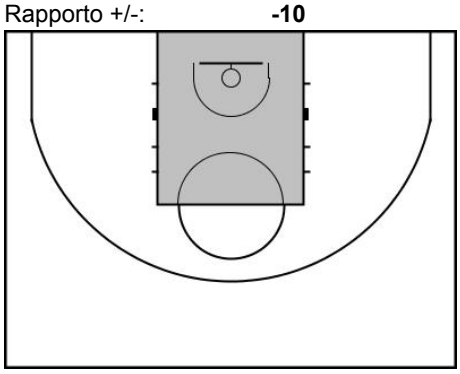

#4. C Corneli (San Pietrini)

TC		2P TC		3P TC		TL		Rim			AS	PP	PR	ST	FP		PTR
R/T	%	R/T	%	R/T	%	R/T	%	RO	RD	Tot					F	S	
4/15	26,7	4/14	28,6	0/1	0,0	0/0	0,0	8	16	24	6	9	1	0	0	0	**8**

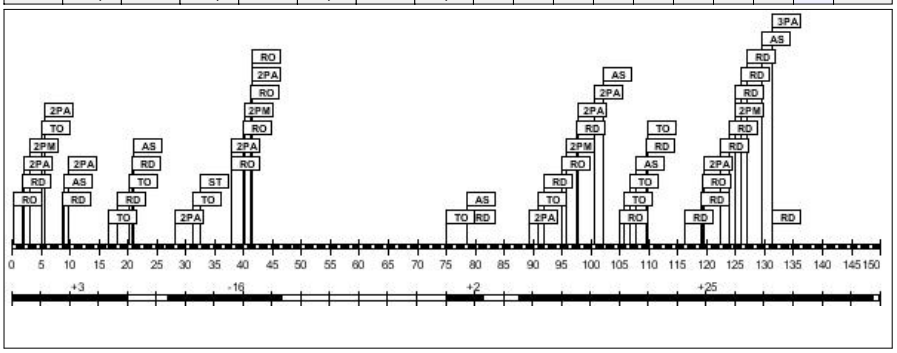

Minuti giocati: **112:19**
Punti realizzati: **8**
Rapporto +/-: **+14**

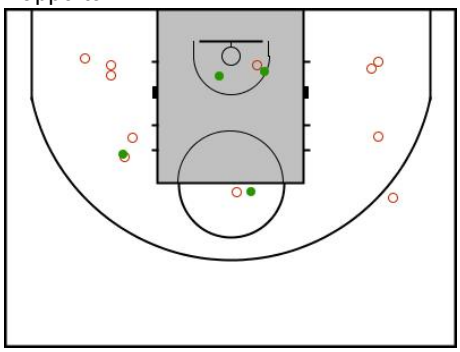

#5. f Fede (San Pietrini)

TC		2P TC		3P TC		TL		Rim			AS	PP	PR	ST	FP		PTR
R/T	%	R/T	%	R/T	%	R/T	%	RO	RD	Tot					F	S	
9/27	33,3	6/16	37,5	3/11	27,3	0/0	0,0	1	7	8	14	3	3	0	0	0	**21**

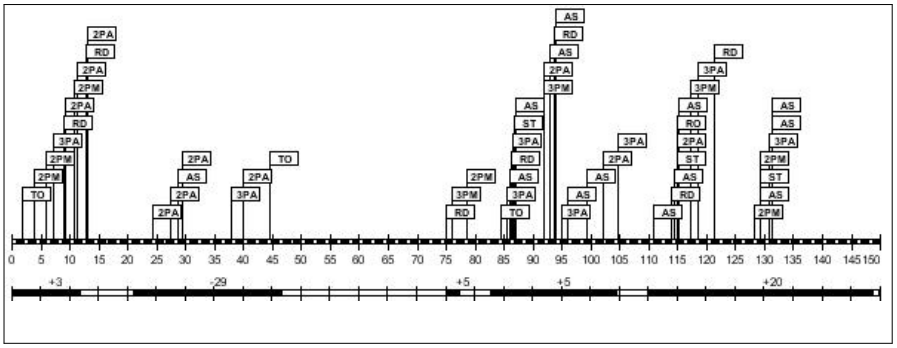

Minuti giocati: **107:10**
Punti realizzati: **21**
Rapporto +/-: **+4**

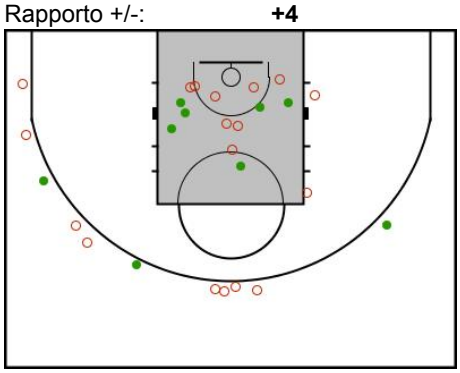

#6. m Montanari (San Pietrini)

TC		2P TC		3P TC		TL		Rim			AS	PP	PR	ST	FP		PTR
R/T	%	R/T	%	R/T	%	R/T	%	RO	RD	Tot					F	S	
12/22	54,5	12/22	54,5	0/0	0,0	0/0	0,0	4	7	11	2	6	1	0	0	0	**24**

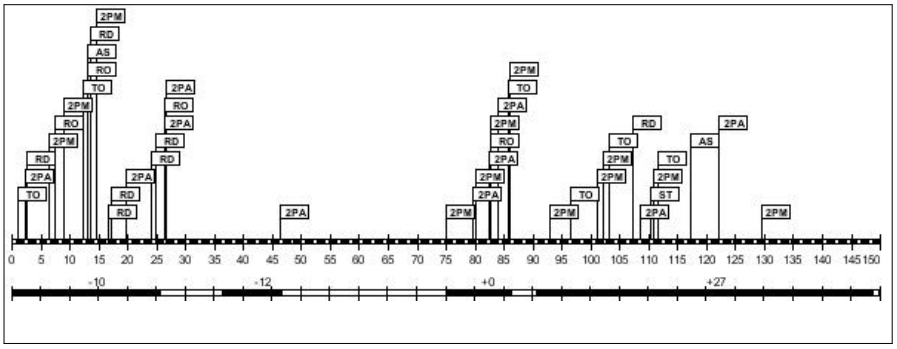

Minuti giocati: **110:31**
Punti realizzati: **24**
Rapporto +/-: **+5**

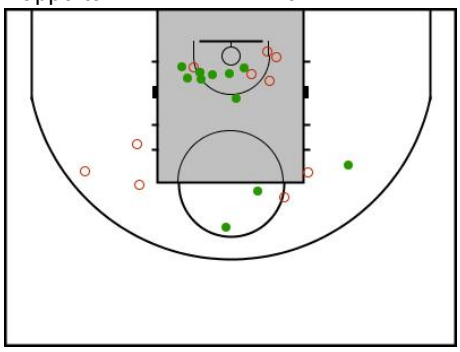

#1. t teti (Teti)

TC		2P TC		3P TC		TL		Rim							FP		
R/T	%	R/T	%	R/T	%	R/T	%	RO	RD	Tot	AS	PP	PR	ST	F	S	PTR
10/27	37,0	10/27	37,0	0/0	0,0	0/0	0,0	4	12	16	10	5	10	3	0	0	**20**

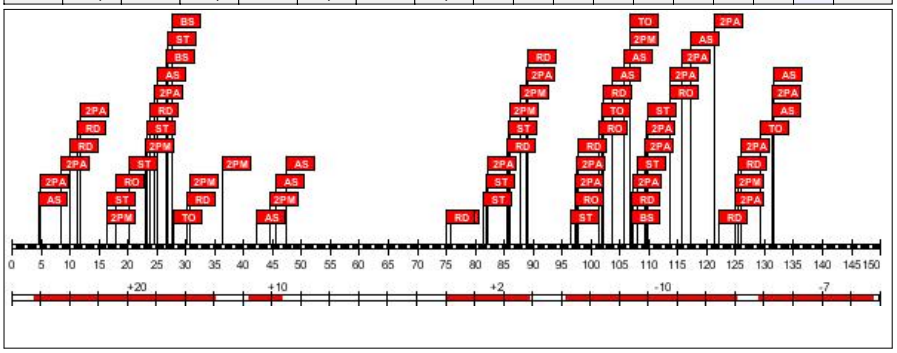

Minuti giocati: **106:40**
Punti realizzati: **20**
Rapporto +/-: **+15**

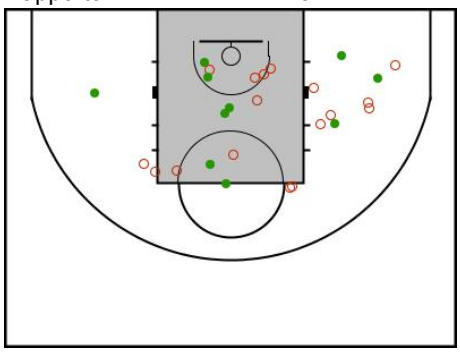

#2. a Aldo (Teti)

TC		2P TC		3P TC		TL		Rim							FP		
R/T	%	R/T	%	R/T	%	R/T	%	RO	RD	Tot	AS	PP	PR	ST	F	S	PTR
5/20	25,0	4/13	30,8	1/7	14,3	0/0	0,0	1	0	1	3	4	2	0	0	0	**11**

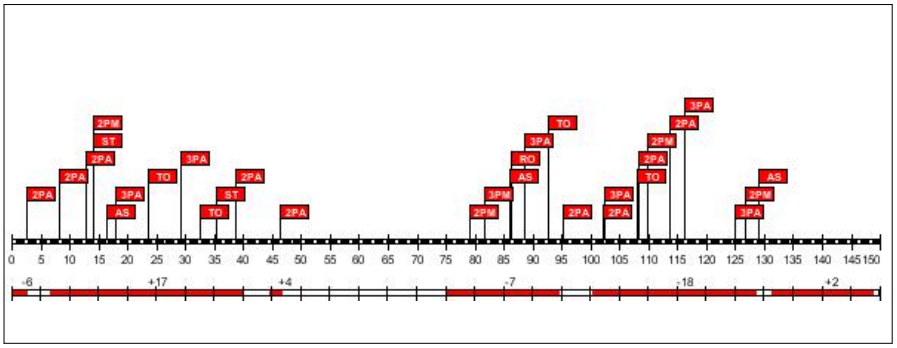

Minuti giocati: **110:45**
Punti realizzati: **11**
Rapporto +/-: **-8**

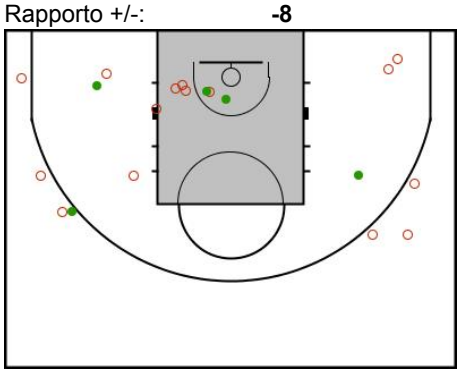

#3. a Andrea (Teti)

TC		2P TC		3P TC		TL		Rim							FP		
R/T	%	R/T	%	R/T	%	R/T	%	RO	RD	Tot	AS	PP	PR	ST	F	S	PTR
14/20	70,0	11/17	64,7	3/3	100,0	0/0	0,0	2	12	14	12	8	4	0	0	0	**31**

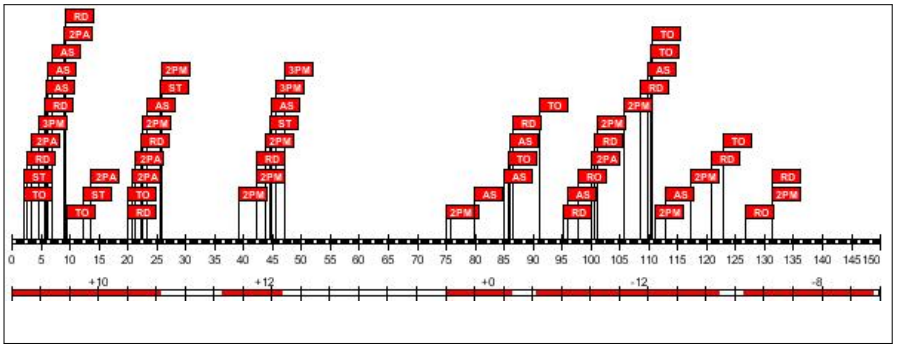

Minuti giocati: **107:29**
Punti realizzati: **31**
Rapporto +/-: **+2**

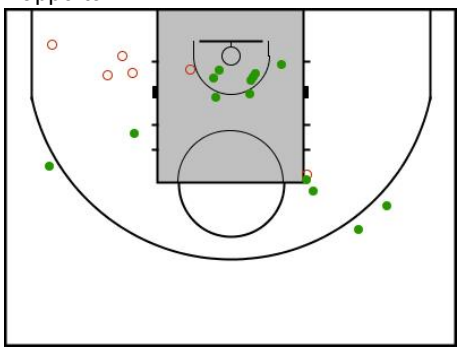

#4. g Gas (Teti)

TC		2P TC		3P TC		TL		Rim							FP		
R/T	%	R/T	%	R/T	%	R/T	%	RO	RD	Tot	AS	PP	PR	ST	F	S	PTR
1/12	8,3	1/6	16,7	0/6	0,0	0/0	0,0	4	4	8	2	2	3	1	0	0	**2**

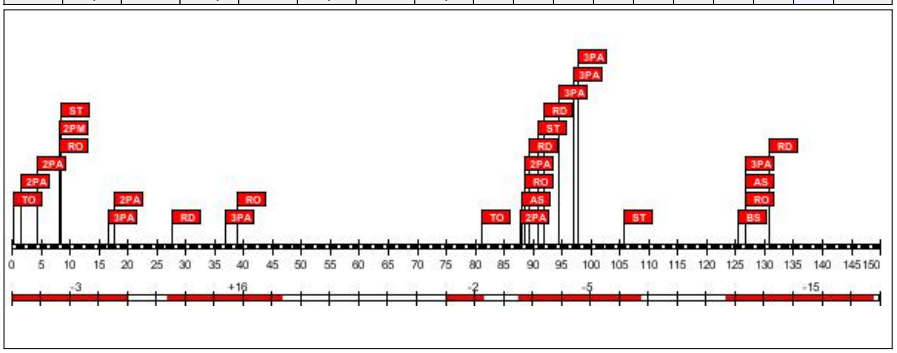

Minuti giocati: **98:36**
Punti realizzati: **2**
Rapporto +/-: **-9**

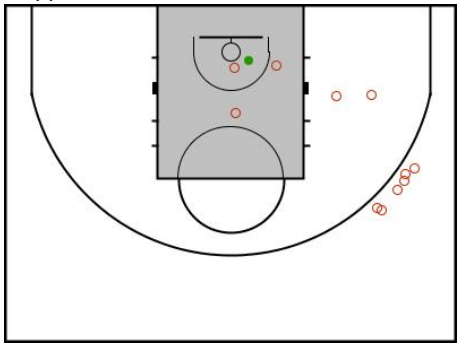

#5. c Caselli (Teti)

TC		2P TC		3P TC		TL		Rim							FP		
R/T	%	R/T	%	R/T	%	R/T	%	RO	RD	Tot	AS	PP	PR	ST	F	S	PTR
11/24	45,8	11/24	45,8	0/0	0,0	0/0	0,0	10	11	21	2	4	10	0	0	0	**22**

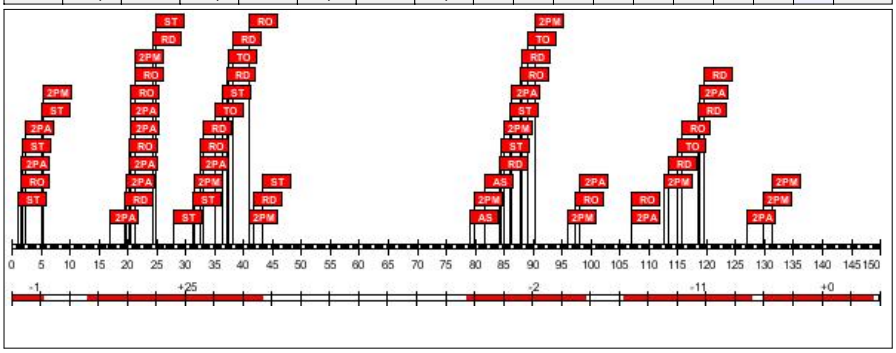

Minuti giocati: **103:23**
Punti realizzati: **22**
Rapporto +/-: **+11**

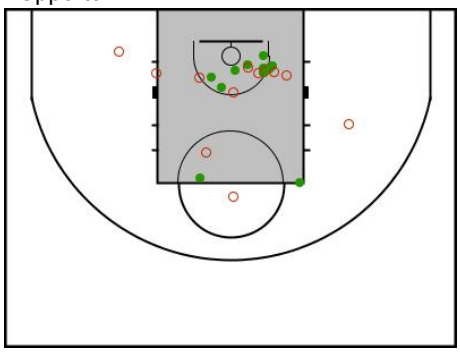

#6. g Gilio (Teti)

TC		2P TC		3P TC		TL		Rim							FP		
R/T	%	R/T	%	R/T	%	R/T	%	RO	RD	Tot	AS	PP	PR	ST	F	S	PTR
8/29	27,6	7/26	26,9	1/3	33,3	0/0	0,0	2	3	5	2	5	1	0	0	0	**17**

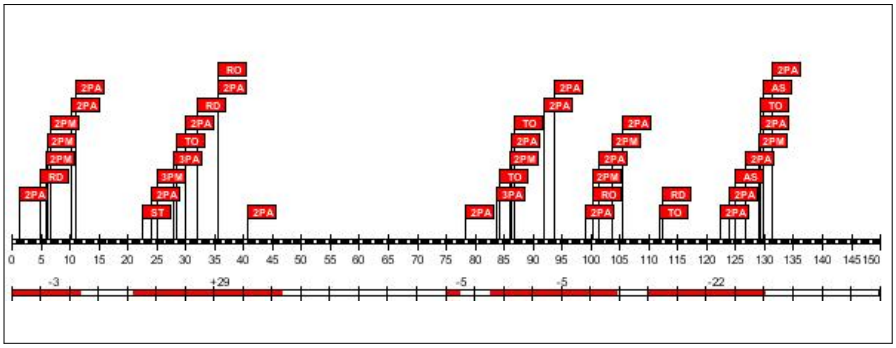

Minuti giocati: **88:32**
Punti realizzati: **17**
Rapporto +/-: **-6**

