Playoff

Peter Pan vs Tex Willer

Partita no. 19

13.04.2017 23:17
(ora locale)

STATISTICHE UFFICIALI

98 - 86

(47-40, 51-46)

Peter Pan (P)

No.	Nome	Min	TC		2P TC		3P TC		TL		Rim			AS	PP	PR	ST	FP		+/-	PTR
			R/T	%	R/T	%	R/T	%	R/T	%	RO	RD	Tot					F	S		
1	p Pietro	122:	8/34	23,5	5/20	25,0	3/14	21,4	0/0	0,0	4	4	8	2	3	5	0	0	0	+10	**19**
*2	c Caselli	124:	5/10	50,0	5/10	50,0	0/0	0,0	0/0	0,0	7	8	15	6	3	4	0	0	0	-1	**10**
*3	r Riki	184:	18/31	58,1	17/28	60,7	1/3	33,3	0/0	0,0	9	23	32	8	3	2	0	0	0	+17	**37**
*4	g Gilio	129:	8/30	26,7	5/18	27,8	3/12	25,0	0/0	0,0	1	1	2	3	4	1	0	0	0	+13	**19**
*5	g Gas	101:	5/14	35,7	4/11	36,4	1/3	33,3	0/0	0,0	2	9	11	3	2	4	0	0	0	+18	**11**
*6	m Macci	87:27	1/9	11,1	1/9	11,1	0/0	0,0	0/0	0,0	7	5	12	3	1	2	0	0	0	+3	**2**
Squadra/Allenatore											0	0	0		0			0			
Totali			**45/12**	**35,2**	**37/96**	**38,5**	**8/32**	**25,0**	**0/0**	**0,0**	**30**	**50**	**80**	**25**	**16**	**18**	**0**	**0**	**0**		**98**

Tex Willer (T)

No.	Nome	Min	TC		2P TC		3P TC		TL		Rim			AS	PP	PR	ST	FP		+/-	PTR
			R/T	%	R/T	%	R/T	%	R/T	%	RO	RD	Tot					F	S		
*1	t Teti	138:	8/23	34,8	8/23	34,8	0/0	0,0	0/0	0,0	12	9	21	8	4	6	1	0	0	-3	**16**
*2	c Corneli	97:18	5/19	26,3	5/18	27,8	0/1	0,0	0/0	0,0	6	10	16	3	1	1	0	0	0	-16	**10**
3	v Volpe	125:	4/11	36,4	4/11	36,4	0/0	0,0	0/0	0,0	4	9	13	2	3	1	0	0	0	-5	**8**
*4	a AndreaBo	130:	16/34	47,1	16/29	55,2	0/5	0,0	0/0	0,0	2	5	7	3	7	3	1	0	0	-22	**32**
*5	A Aldo	129:	6/26	23,1	2/14	14,3	4/12	33,3	0/0	0,0	2	2	4	0	4	0	0	0	0	-13	**16**
*6	m Montanari	128:	2/8	25,0	2/8	25,0	0/0	0,0	0/0	0,0	4	11	15	5	3	1	0	0	0	-1	**4**
Squadra/Allenatore											0	7	7		0			0			
Totali			**41/12**	**33,9**	**37/10**	**35,9**	**4/18**	**22,2**	**0/0**	**0,0**	**30**	**53**	**83**	**21**	**22**	**12**	**2**	**0**	**0**		**86**

Punteggio ogni 5 minuti

	Q1		Q2		Q3		Q4	
P	6	13	16	19	23	25	25	29
T	6	9	9	11	13	13	13	24

	P	T
Punti da palle perse	18	11
Punti dal campo	54	38
Punti secondo tentativo	14	10
Punti in contropiede	10	8
Punti dalla panchina	19	8

	P	T
Massimo vantaggio	14	4
Massimo parziale	9-0 (11-6)	10-0 (53-52)
Cambi di vantaggio	3	
Tempo in vantaggio	4	
Tempo in vantaggio	102:33	05:02

Legenda:

Min	Minuti giocati	**R/T**	Realizzati/Tentati	**Rim**	Rimbalzi	**AS**	Assist	**PP**	Palle perse
*	Quintetto iniziale	**%**	Percentuale di tiro	**RD**	Rimbalzi difensivi	**FP**	Falli personali	**PR**	Palle recuperate
NEN	Non entrato	**TL**	Tiri liberi	**RO**	Rimbalzi offensivi	**F**	Falli fatti	**ST**	Stoppate
TC	Tiri dal campo	**PTR**	Punti realizzati	**Tot**	Rimbalzi totali	**S**	Falli subiti	**+/-**	Punti netti mentre era in campo

Playoff

Peter Pan vs Tex Willer

Partita no. 19

13.04.2017 23:17
(ora locale)

STATISTICHE DEL QUARTO 1

47 - 40

Peter Pan (P)

No.	Nome	Min	TC		2P TC		3P TC		TL		Rim			AS	PP	PR	ST	FP		+/-	PTR
			R/T	%	R/T	%	R/T	%	R/T	%	RO	RD	Tot					F	S		
1	p Pietro	58:59	4/12	33,3	3/7	42,9	1/5	20,0	0/0	0,0	0	1	1	0	2	4	0	0	0	+6	**9**
*2	c Caselli	58:29	3/5	60,0	3/5	60,0	0/0	0,0	0/0	0,0	4	2	6	4	2	3	0	0	0	-3	**6**
*3	r Riki	116:	11/15	73,3	10/14	71,4	1/1	100,0	0/0	0,0	2	11	13	5	2	0	0	0	0	+9	**23**
*4	g Gilio	56:05	0/13	0,0	0/7	0,0	0/6	0,0	0/0	0,0	0	1	1	2	2	1	0	0	0	+6	**0**
*5	g Gas	65:36	4/9	44,4	3/7	42,9	1/2	50,0	0/0	0,0	1	6	7	1	1	4	0	0	0	+14	**9**
*6	m Macci	19:26	0/7	0,0	0/7	0,0	0/0	0,0	0/0	0,0	5	2	7	1	0	1	0	0	0	+3	**0**
Squadra/Allenatore											0	0	0		0			0			
Totali			**22/61**	**36,1**	**19/47**	**40,4**	**3/14**	**21,4**	**0/0**	**0,0**	**12**	**23**	**35**	**13**	**9**	**13**	**0**	**0**	**0**		**47**

Tex Willer (T)

No.	Nome	Min	TC		2P TC		3P TC		TL		Rim			AS	PP	PR	ST	FP		+/-	PTR
			R/T	%	R/T	%	R/T	%	R/T	%	RO	RD	Tot					F	S		
*1	t Teti	70:55	2/12	16,7	2/12	16,7	0/0	0,0	0/0	0,0	6	3	9	3	3	2	1	0	0	-3	**4**
*2	c Corneli	65:36	4/13	30,8	4/13	30,8	0/0	0,0	0/0	0,0	5	7	12	1	0	1	0	0	0	-14	**8**
3	v Volpe	58:59	1/5	20,0	1/5	20,0	0/0	0,0	0/0	0,0	1	3	4	1	2	1	0	0	0	-6	**2**
*4	a AndreaBo	64:56	9/13	69,2	9/13	69,2	0/0	0,0	0/0	0,0	1	4	5	0	6	1	1	0	0	-9	**18**
*5	A Aldo	56:05	2/11	18,2	0/7	0,0	2/4	50,0	0/0	0,0	0	1	1	0	3	0	0	0	0	-6	**6**
*6	m Montanari	58:29	1/4	25,0	1/4	25,0	0/0	0,0	0/0	0,0	3	5	8	3	2	1	0	0	0	+3	**2**
Squadra/Allenatore											0	4	4		0			0			
Totali			**19/58**	**32,8**	**17/54**	**31,5**	**2/4**	**50,0**	**0/0**	**0,0**	**16**	**27**	**43**	**8**	**16**	**6**	**2**	**0**	**0**		**40**

	P	T
Punti da palle perse	14	2
Punti dal campo	32	14
Punti secondo tentativo	8	4
Punti in contropiede	4	6
Punti dalla panchina	9	2

Legenda:

Min	Minuti giocati	**R/T**	Realizzati/Tentati	**Rim**	Rimbalzi	**AS**	Assist	**PP**	Palle perse
*	Quintetto iniziale	**%**	Percentuale di tiro	**RD**	Rimbalzi difensivi	**FP**	Falli personali	**PR**	Palle recuperate
NEN	Non entrato	**TL**	Tiri liberi	**RO**	Rimbalzi offensivi	**F**	Falli fatti	**ST**	Stoppate
TC	Tiri dal campo	**PTR**	Punti realizzati	**Tot**	Rimbalzi totali	**S**	Falli subiti	**+/-**	Punti netti mentre era in campo

Playoff

Peter Pan vs Tex Willer

Partita no. 19

13.04.2017 23:17
(ora locale)

STATISTICHE DEL QUARTO 2

51 - 46

Peter Pan (P)

No.	Nome	Min	TC		2P TC		3P TC		TL		Rim			AS	PP	PR	ST	FP		+/-	PTR
			R/T	%	R/T	%	R/T	%	R/T	%	RO	RD	Tot					F	S		
1	p Pietro	63:54	4/22	18,2	2/13	15,4	2/9	22,2	0/0	0,0	4	3	7	2	1	1	0	0	0	+3	**10**
2	c Caselli	65:49	2/5	40,0	2/5	40,0	0/0	0,0	0/0	0,0	3	6	9	2	1	1	0	0	0	+3	**4**
3	r Riki	68:08	7/16	43,8	7/14	50,0	0/2	0,0	0/0	0,0	7	12	19	3	1	2	0	0	0	+12	**14**
4	g Gilio	73:21	8/17	47,1	5/11	45,5	3/6	50,0	0/0	0,0	1	0	1	1	2	0	0	0	0	+7	**19**
5	g Gas	35:47	1/5	20,0	1/4	25,0	0/1	0,0	0/0	0,0	1	3	4	2	1	0	0	0	0	+6	**2**
6	m Macci	68:01	1/2	50,0	1/2	50,0	0/0	0,0	0/0	0,0	2	3	5	2	1	1	0	0	0	+4	**2**
Squadra/Allenatore											0	0	0		0			0			
Totali			**23/67**	**34,3**	**18/49**	**36,7**	**5/18**	**27,8**	**0/0**	**0,0**	**18**	**27**	**45**	**12**	**7**	**5**	**0**	**0**	**0**		**51**

Tex Willer (T)

No.	Nome	Min	TC		2P TC		3P TC		TL		Rim			AS	PP	PR	ST	FP		+/-	PTR
			R/T	%	R/T	%	R/T	%	R/T	%	RO	RD	Tot					F	S		
1	t Teti	68:01	6/11	54,5	6/11	54,5	0/0	0,0	0/0	0,0	6	6	12	5	1	4	0	0	0	-4	**12**
2	c Corneli	31:42	1/6	16,7	1/5	20,0	0/1	0,0	0/0	0,0	1	3	4	2	1	0	0	0	0	-4	**2**
3	v Volpe	66:38	3/6	50,0	3/6	50,0	0/0	0,0	0/0	0,0	3	6	9	1	1	0	0	0	0	-6	**6**
4	a AndreaBo	65:24	7/21	33,3	7/16	43,8	0/5	0,0	0/0	0,0	1	1	2	3	1	2	0	0	0	-12	**14**
5	A Aldo	73:21	4/15	26,7	2/7	28,6	2/8	25,0	0/0	0,0	2	1	3	0	1	0	0	0	0	-7	**10**
6	m Montanari	69:54	1/4	25,0	1/4	25,0	0/0	0,0	0/0	0,0	1	6	7	2	1	0	0	0	0	-5	**2**
Squadra/Allenatore											0	3	3		0			0			
Totali			**22/63**	**34,9**	**20/49**	**40,8**	**2/14**	**14,3**	**0/0**	**0,0**	**14**	**26**	**40**	**13**	**6**	**6**	**0**	**0**	**0**		**46**

	P	T
Punti da palle perse	4	9
Punti dal campo	22	24
Punti secondo tentativo	6	6
Punti in contropiede	6	2
Punti dalla panchina	51	46

Legenda:

Min	Minuti giocati	**R/T**	Realizzati/Tentati	**Rim**	Rimbalzi	**AS**	Assist	**PP**	Palle perse
*	Quintetto iniziale	**%**	Percentuale di tiro	**RD**	Rimbalzi difensivi	**FP**	Falli personali	**PR**	Palle recuperate
NEN	Non entrato	**TL**	Tiri liberi	**RO**	Rimbalzi offensivi	**F**	Falli fatti	**ST**	Stoppate
TC	Tiri dal campo	**PTR**	Punti realizzati	**Tot**	Rimbalzi totali	**S**	Falli subiti	**+/-**	Punti netti mentre era in campo

Playoff

Peter Pan vs Tex Willer

Partita no. 19

13.04.2017 23:17
(ora locale)

VALUTAZIONE GIOCATORE

98 - 86

(47-40, 51-46)

#1. p Pietro (Peter Pan)

TC		2P TC		3P TC		TL		Rim							FP		
R/T	%	R/T	%	R/T	%	R/T	%	RO	RD	Tot	AS	PP	PR	ST	F	S	PTR
8/34	23,5	5/20	25,0	3/14	21,4	0/0	0,0	4	4	8	2	3	5	0	0	0	19

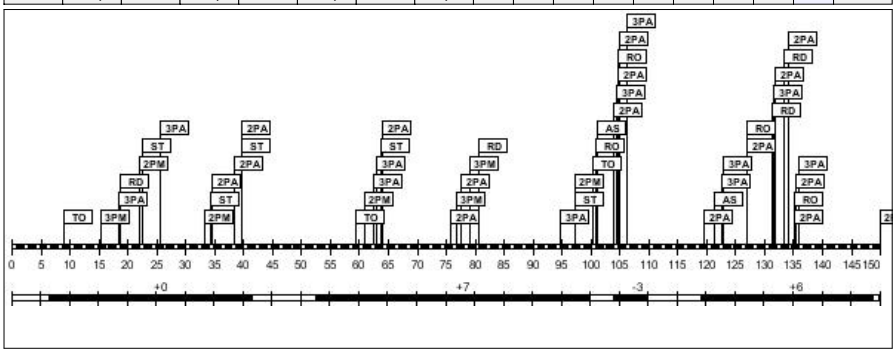

Minuti giocati: **122:53**
Punti realizzati: **19**
Rapporto +/-: **+10**

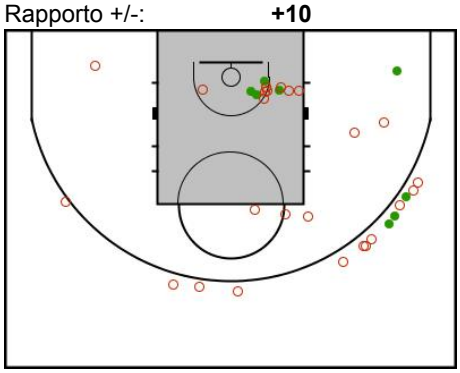

#2. c Caselli (Peter Pan)

TC		2P TC		3P TC		TL		Rim							FP		
R/T	%	R/T	%	R/T	%	R/T	%	RO	RD	Tot	AS	PP	PR	ST	F	S	PTR
5/10	50,0	5/10	50,0	0/0	0,0	0/0	0,0	7	8	15	6	3	4	0	0	0	10

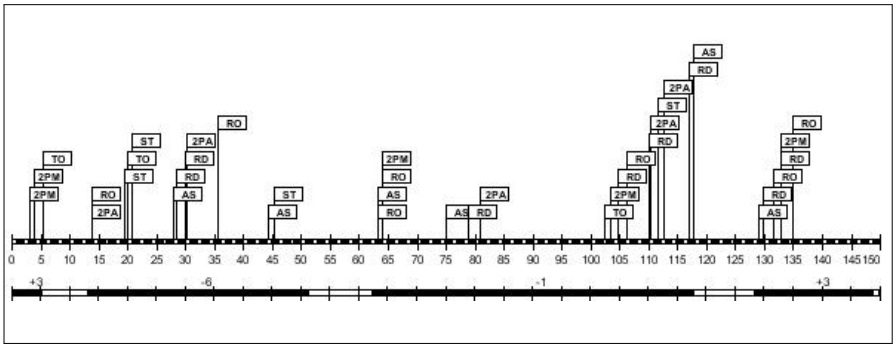

Minuti giocati: **124:18**
Punti realizzati: **10**
Rapporto +/-: **-1**

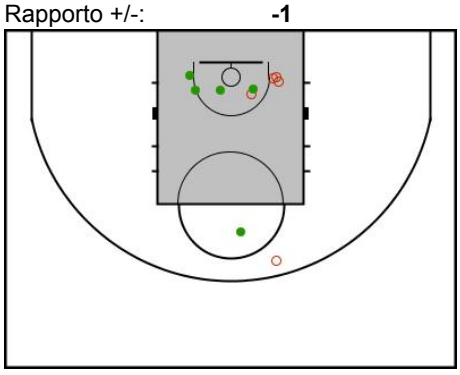

#3. r Riki (Peter Pan)

TC		2P TC		3P TC		TL		Rim							FP		
R/T	%	R/T	%	R/T	%	R/T	%	RO	RD	Tot	AS	PP	PR	ST	F	S	PTR
18/31	58,1	17/28	60,7	1/3	33,3	0/0	0,0	9	23	32	8	3	2	0	0	0	37

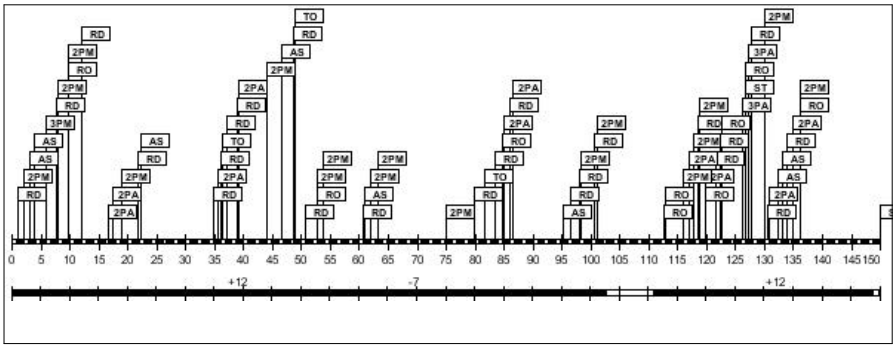

Minuti giocati: **184:33**
Punti realizzati: **37**
Rapporto +/-: **+17**

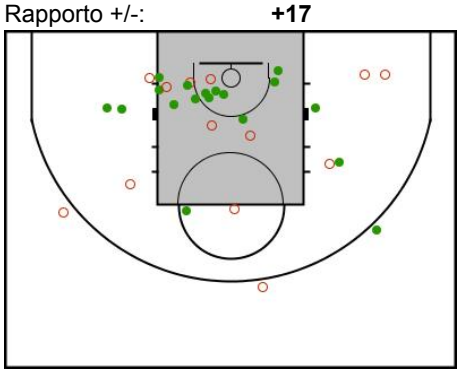

#4. g Gilio (Peter Pan)

TC		2P TC		3P TC		TL		Rim							FP		
R/T	%	R/T	%	R/T	%	R/T	%	RO	RD	Tot	AS	PP	PR	ST	F	S	PTR
8/30	26,7	5/18	27,8	3/12	25,0	0/0	0,0	1	1	2	3	4	1	0	0	0	**19**

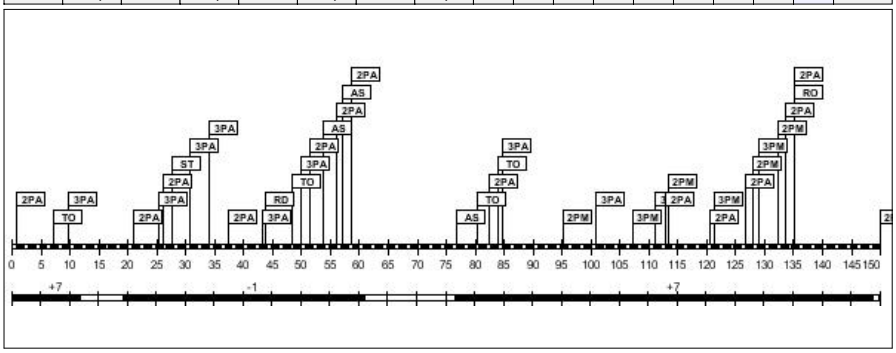

Minuti giocati: **129:26**
Punti realizzati: **19**
Rapporto +/-: **+13**

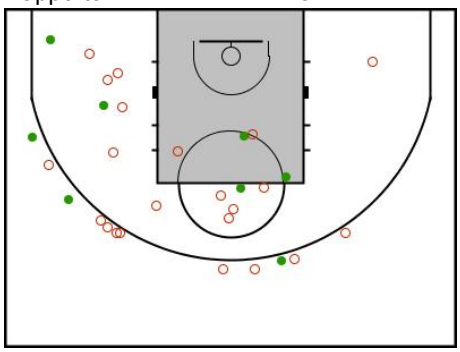

#5. g Gas (Peter Pan)

TC		2P TC		3P TC		TL		Rim							FP		
R/T	%	R/T	%	R/T	%	R/T	%	RO	RD	Tot	AS	PP	PR	ST	F	S	PTR
5/14	35,7	4/11	36,4	1/3	33,3	0/0	0,0	2	9	11	3	2	4	0	0	0	**11**

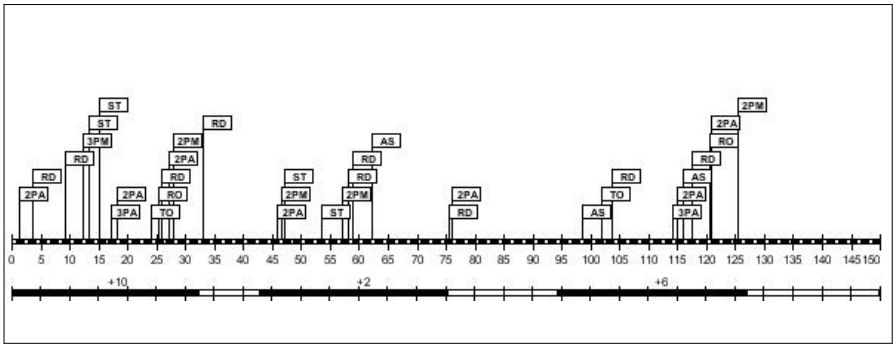

Minuti giocati: **101:23**
Punti realizzati: **11**
Rapporto +/-: **+18**

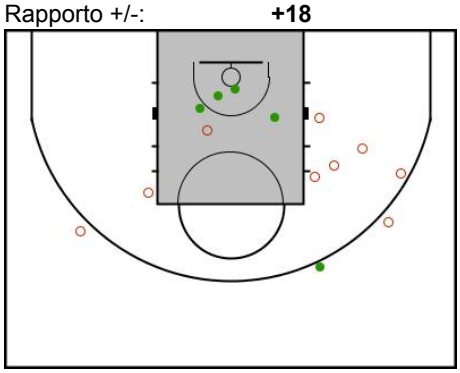

#6. m Macci (Peter Pan)

TC		2P TC		3P TC		TL		Rim							FP		
R/T	%	R/T	%	R/T	%	R/T	%	RO	RD	Tot	AS	PP	PR	ST	F	S	PTR
1/9	11,1	1/9	11,1	0/0	0,0	0/0	0,0	7	5	12	3	1	2	0	0	0	**2**

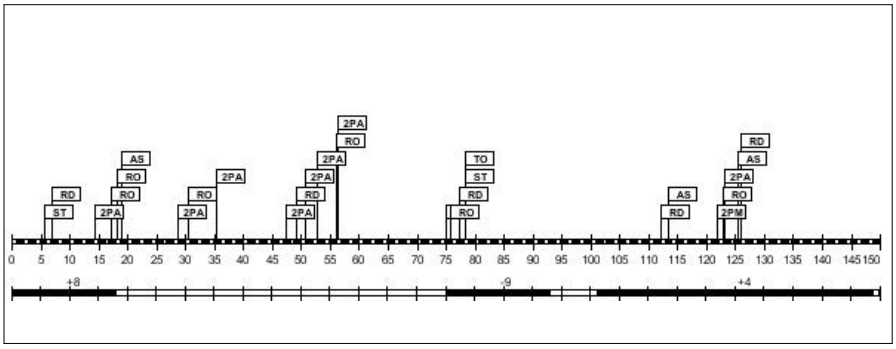

Minuti giocati: **87:27**
Punti realizzati: **2**
Rapporto +/-: **+3**

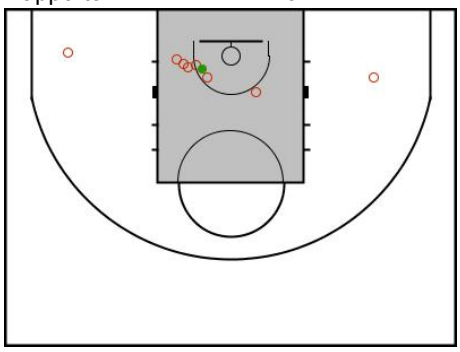

#1. t Teti (Tex Willer)

TC		2P TC		3P TC		TL		Rim							FP		
R/T	%	R/T	%	R/T	%	R/T	%	RO	RD	Tot	AS	PP	PR	ST	F	S	PTR
8/23	34,8	8/23	34,8	0/0	0,0	0/0	0,0	12	9	21	8	4	6	1	0	0	**16**

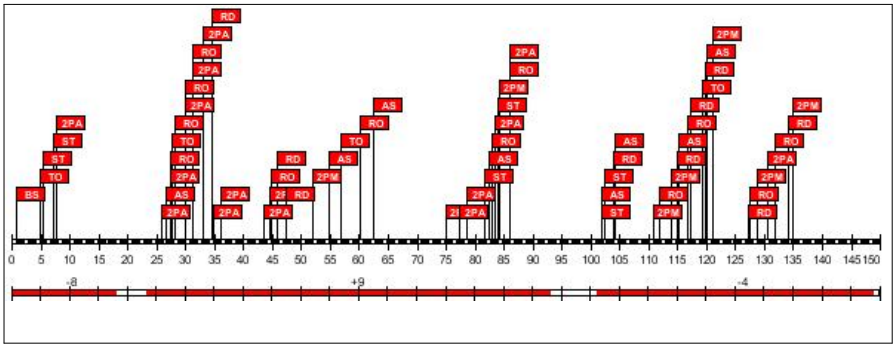

Minuti giocati: **138:56**
Punti realizzati: **16**
Rapporto +/-: **-3**

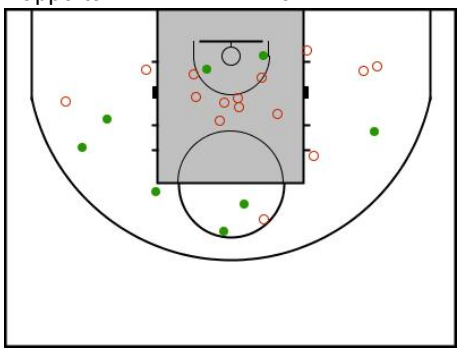

#2. c Corneli (Tex Willer)

TC		2P TC		3P TC		TL		Rim							FP		
R/T	%	R/T	%	R/T	%	R/T	%	RO	RD	Tot	AS	PP	PR	ST	F	S	PTR
5/19	26,3	5/18	27,8	0/1	0,0	0/0	0,0	6	10	16	3	1	1	0	0	0	**10**

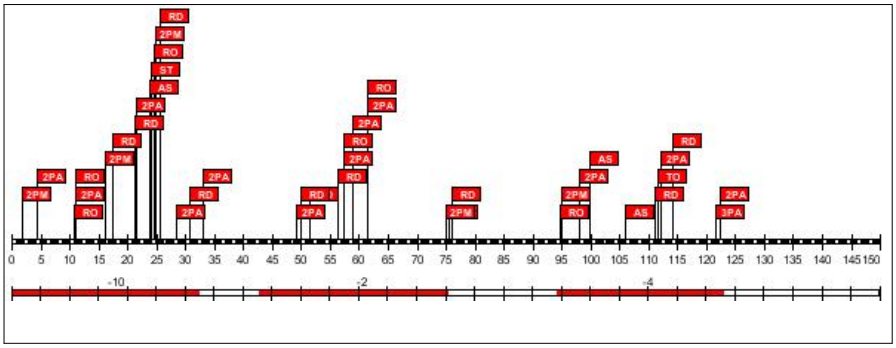

Minuti giocati: **97:18**
Punti realizzati: **10**
Rapporto +/-: **-16**

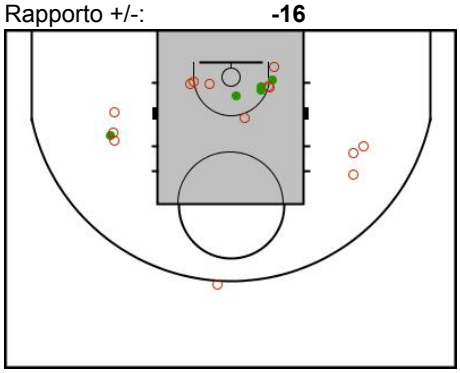

#3. v Volpe (Tex Willer)

TC		2P TC		3P TC		TL		Rim							FP		
R/T	%	R/T	%	R/T	%	R/T	%	RO	RD	Tot	AS	PP	PR	ST	F	S	PTR
4/11	36,4	4/11	36,4	0/0	0,0	0/0	0,0	4	9	13	2	3	1	0	0	0	**8**

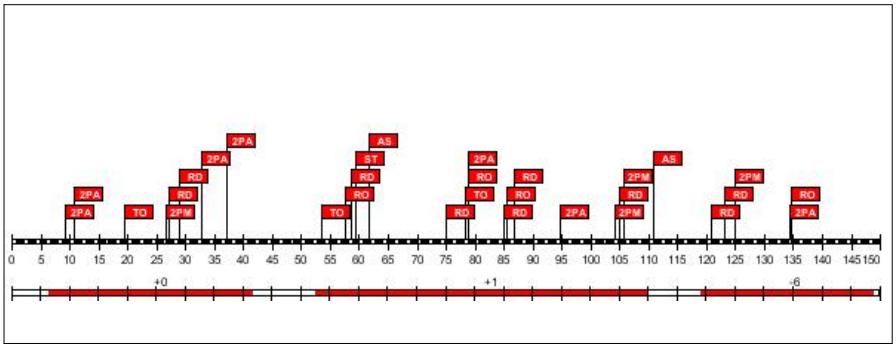

Minuti giocati: **125:37**
Punti realizzati: **8**
Rapporto +/-: **-5**

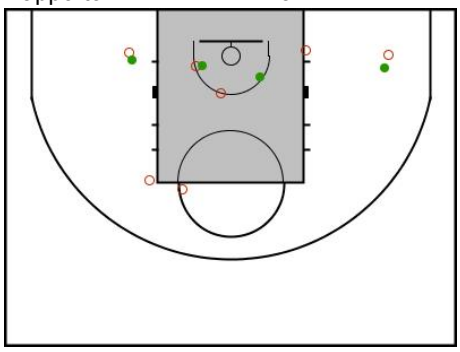

#4. a AndreaBo (Tex Willer)

TC		2P TC		3P TC		TL		Rim							FP		
R/T	%	R/T	%	R/T	%	R/T	%	RO	RD	Tot	AS	PP	PR	ST	F	S	PTR
16/34	47,1	16/29	55,2	0/5	0,0	0/0	0,0	2	5	7	3	7	3	1	0	0	**32**

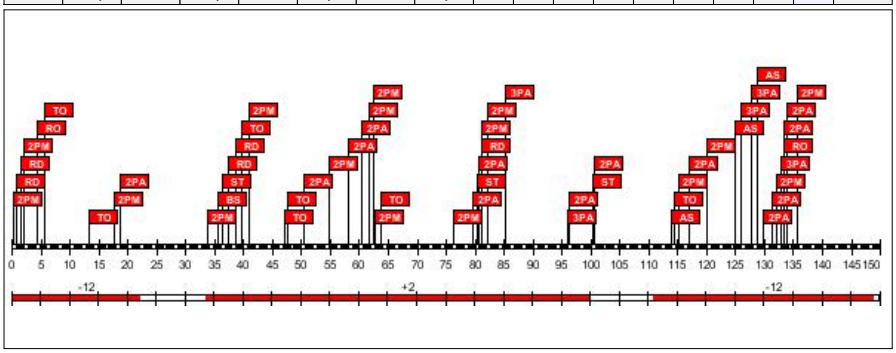

Minuti giocati: **130:20**
Punti realizzati: **32**
Rapporto +/-: **-22**

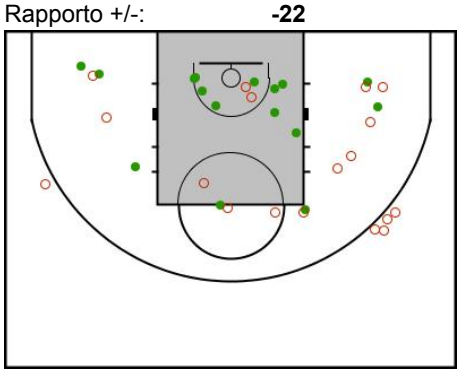

#5. A Aldo (Tex Willer)

TC		2P TC		3P TC		TL		Rim							FP		
R/T	%	R/T	%	R/T	%	R/T	%	RO	RD	Tot	AS	PP	PR	ST	F	S	PTR
6/26	23,1	2/14	14,3	4/12	33,3	0/0	0,0	2	2	4	0	4	0	0	0	0	**16**

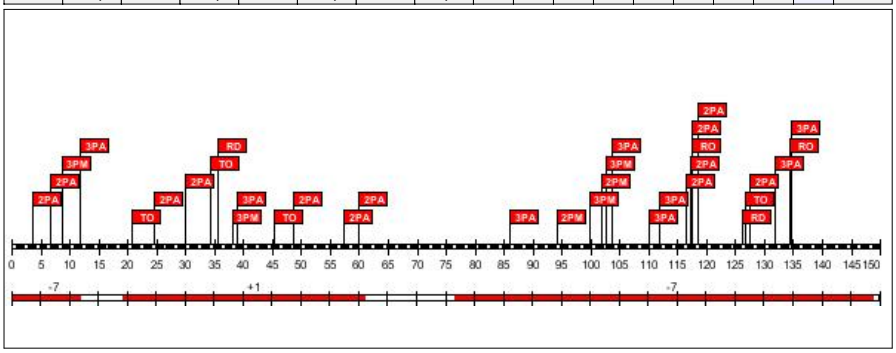

Minuti giocati: **129:26**
Punti realizzati: **16**
Rapporto +/-: **-13**

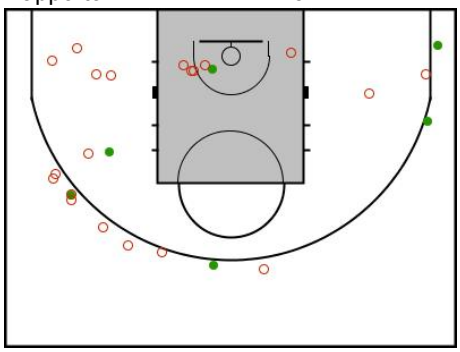

#6. m Montanari (Tex Willer)

TC		2P TC		3P TC		TL		Rim							FP		
R/T	%	R/T	%	R/T	%	R/T	%	RO	RD	Tot	AS	PP	PR	ST	F	S	PTR
2/8	25,0	2/8	25,0	0/0	0,0	0/0	0,0	4	11	15	5	3	1	0	0	0	**4**

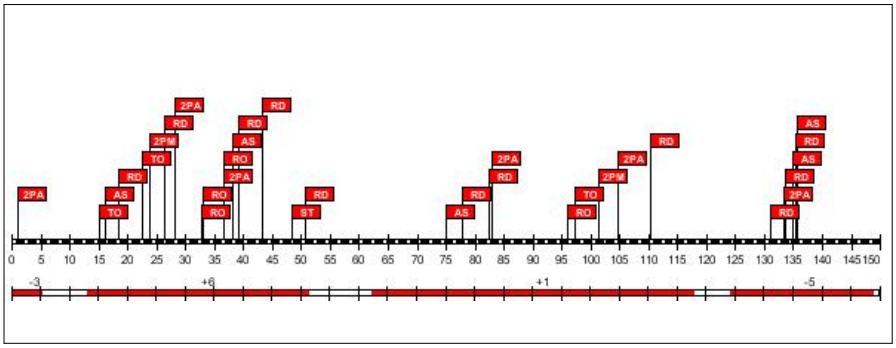

Minuti giocati: **128:23**
Punti realizzati: **4**
Rapporto +/-: **-1**

