null

bianchi vs scuri

Partita no. 7

20.05.2016 22:21
(ora locale)

STATISTICHE UFFICIALI

100 - 97

(50-43, 50-54)

bianchi (B)

No.	Nome	Min	TC		2P TC		3P TC		TL		Rim			AS	PP	PR	ST	FP		+/-	PTR
			R/T	%	R/T	%	R/T	%	R/T	%	RO	RD	Tot					F	S		
*1	M MONTO	83:20	12/33	36,4	11/22	50,0	1/11	9,1	0/0	0,0	0	8	8	7	3	4	0	0	0	+0	**25**
*2	V VOLPE	81:27	2/16	12,5	2/16	12,5	0/0	0,0	0/0	0,0	3	15	18	2	6	2	1	0	0	-2	**4**
*3	S STEVE	71:44	7/25	28,0	7/25	28,0	0/0	0,0	0/0	0,0	12	4	16	3	5	2	0	0	0	-4	**14**
*4	V VANNI	90:07	6/20	30,0	4/10	40,0	2/10	20,0	0/0	0,0	0	5	5	7	2	1	0	0	0	+5	**14**
*5	A ALDO	78:59	8/21	38,1	7/13	53,8	1/8	12,5	0/0	0,0	1	4	5	3	2	1	0	0	0	+4	**17**
6	M MACCI	80:56	3/9	33,3	3/9	33,3	0/0	0,0	0/0	0,0	7	10	17	2	1	1	0	0	0	+5	**6**
7	T TETI	67:02	10/23	43,5	10/23	43,5	0/0	0,0	0/0	0,0	12	15	27	8	3	7	0	0	0	+7	**20**
Squadra/Allenatore											2	6	8		0			0			
Totali			**48/14**	**32,7**	**44/11**	**37,3**	**4/29**	**13,8**	**0/0**	**0,0**	**37**	**67**	**104**	**32**	**22**	**18**	**1**	**0**	**0**		**100**

scuri (S)

No.	Nome	Min	TC		2P TC		3P TC		TL		Rim			AS	PP	PR	ST	FP		+/-	PTR
			R/T	%	R/T	%	R/T	%	R/T	%	RO	RD	Tot					F	S		
1	R RENZO	75:57	1/7	14,3	1/7	14,3	0/0	0,0	0/0	0,0	2	7	9	1	5	1	0	0	0	-13	**2**
*2	P PIETRO	86:45	5/19	26,3	5/16	31,3	0/3	0,0	0/0	0,0	9	11	20	5	3	3	2	0	0	-4	**10**
*3	G GILIO	86:42	10/38	26,3	9/29	31,0	1/9	11,1	0/0	0,0	1	4	5	2	1	1	0	0	0	-1	**21**
4	M MORO	65:28	10/24	41,7	2/6	33,3	8/18	44,4	0/0	0,0	1	9	10	1	4	3	1	0	0	-4	**28**
*5	M MOMO	83:58	7/25	28,0	7/24	29,2	0/1	0,0	0/0	0,0	1	4	5	10	5	4	0	0	0	+4	**14**
*6	M MATTEO	73:18	4/15	26,7	4/14	28,6	0/1	0,0	0/0	0,0	8	8	16	2	3	3	0	0	0	+1	**8**
*7	G GAS	81:27	7/18	38,9	7/16	43,8	0/2	0,0	0/0	0,0	10	14	24	3	0	2	0	0	0	+2	**14**
Squadra/Allenatore											4	3	7		0			0			
Totali			**44/14**	**30,1**	**35/11**	**31,3**	**9/34**	**26,5**	**0/0**	**0,0**	**36**	**60**	**96**	**24**	**21**	**17**	**3**	**0**	**0**		**97**

Punteggio ogni 5 minuti

	Q1		Q2		Q3		Q4	
B	0	6	6	17	20	23	25	27
S	6	8	14	18	27	29	31	35

	B	S
Punti da palle perse	18	18
Punti dal campo	64	46
Punti secondo tentativo	18	26
Punti in contropiede	18	13
Punti dalla panchina	26	30

	B	S
Massimo vantaggio	11	10
Massimo parziale	13-0 (38-35)	11-0 (20-29)
Cambi di vantaggio	13	
Tempo in vantaggio	7	
Tempo in vantaggio	86:19	58:13

Legenda:

Min	Minuti giocati	**R/T**	Realizzati/Tentati	**Rim**	Rimbalzi	**AS**	Assist	**PP**	Palle perse
*	Quintetto iniziale	**%**	Percentuale di tiro	**RD**	Rimbalzi difensivi	**FP**	Falli personali	**PR**	Palle recuperate
NEN	Non entrato	**TL**	Tiri liberi	**RO**	Rimbalzi offensivi	**F**	Falli fatti	**ST**	Stoppate
TC	Tiri dal campo	**PTR**	Punti realizzati	**Tot**	Rimbalzi totali	**S**	Falli subiti	**+/-**	Punti netti mentre era in campo



null

bianchi vs scuri

Partita no. 7

20.05.2016 22:21
(ora locale)

STATISTICHE DEL QUARTO 1

50 - 43

bianchi (B)

No.	Nome	Min	TC		2P TC		3P TC		TL		Rim			AS	PP	PR	ST	FP		+/-	PTR
			R/T	%	R/T	%	R/T	%	R/T	%	RO	RD	Tot					F	S		
*1	M MONTO	43:44	7/16	43,8	6/10	60,0	1/6	16,7	0/0	0,0	0	3	3	1	2	0	0	0	0	-3	**15**
*2	V VOLPE	43:14	1/7	14,3	1/7	14,3	0/0	0,0	0/0	0,0	1	9	10	1	5	1	1	0	0	+8	**2**
*3	S STEVE	37:31	1/11	9,1	1/11	9,1	0/0	0,0	0/0	0,0	7	3	10	3	2	1	0	0	0	-3	**2**
*4	V VANNI	47:09	3/6	50,0	1/1	100,0	2/5	40,0	0/0	0,0	0	0	0	2	1	0	0	0	0	+1	**8**
*5	A ALDO	40:16	5/11	45,5	4/8	50,0	1/3	33,3	0/0	0,0	0	3	3	1	0	0	0	0	0	+9	**11**
6	M MACCI	45:29	1/4	25,0	1/4	25,0	0/0	0,0	0/0	0,0	4	4	8	1	0	1	0	0	0	+12	**2**
7	T TETI	34:22	5/11	45,5	5/11	45,5	0/0	0,0	0/0	0,0	5	9	14	5	2	5	0	0	0	+11	**10**
Squadra/Allenatore											2	1	3		0			0			
Totali			**23/66**	**34,8**	**19/52**	**36,5**	**4/14**	**28,6**	**0/0**	**0,0**	**19**	**32**	**51**	**14**	**12**	**8**	**1**	**0**	**0**		**50**

scuri (S)

No.	Nome	Min	TC		2P TC		3P TC		TL		Rim			AS	PP	PR	ST	FP		+/-	PTR
			R/T	%	R/T	%	R/T	%	R/T	%	RO	RD	Tot					F	S		
1	R RENZO	40:30	0/5	0,0	0/5	0,0	0/0	0,0	0/0	0,0	0	0	0	1	1	1	0	0	0	-20	**0**
*2	P PIETRO	47:09	1/6	16,7	1/5	20,0	0/1	0,0	0/0	0,0	5	4	9	2	0	0	1	0	0	-1	**2**
*3	G GILIO	43:44	6/21	28,6	6/14	42,9	0/7	0,0	0/0	0,0	1	3	4	0	1	1	0	0	0	+3	**12**
4	M MORO	31:15	4/8	50,0	1/3	33,3	3/5	60,0	0/0	0,0	0	3	3	1	2	2	1	0	0	-5	**11**
*5	M MOMO	45:15	4/11	36,4	4/10	40,0	0/1	0,0	0/0	0,0	0	1	1	4	2	1	0	0	0	-1	**8**
*6	M MATTEO	40:38	2/9	22,2	2/8	25,0	0/1	0,0	0/0	0,0	5	4	9	0	2	1	0	0	0	-3	**4**
*7	G GAS	43:14	3/8	37,5	3/8	37,5	0/0	0,0	0/0	0,0	2	7	9	2	0	1	0	0	0	-8	**6**
Squadra/Allenatore											3	1	4		0			0			
Totali			**20/68**	**29,4**	**17/53**	**32,1**	**3/15**	**20,0**	**0/0**	**0,0**	**16**	**23**	**39**	**10**	**8**	**7**	**2**	**0**	**0**		**43**

	B	S
Punti da palle perse	10	8
Punti dal campo	28	18
Punti secondo tentativo	14	6
Punti in contropiede	10	6
Punti dalla panchina	12	11

Legenda:

Min	Minuti giocati	**R/T**	Realizzati/Tentati	**Rim**	Rimbalzi	**AS**	Assist	**PP**	Palle perse
*	Quintetto iniziale	**%**	Percentuale di tiro	**RD**	Rimbalzi difensivi	**FP**	Falli personali	**PR**	Palle recuperate
NEN	Non entrato	**TL**	Tiri liberi	**RO**	Rimbalzi offensivi	**F**	Falli fatti	**ST**	Stoppate
TC	Tiri dal campo	**PTR**	Punti realizzati	**Tot**	Rimbalzi totali	**S**	Falli subiti	**+/-**	Punti netti mentre era in campo



null

bianchi vs scuri

Partita no. 7

20.05.2016 22:21
(ora locale)

STATISTICHE DEL QUARTO 2

50 - 54

bianchi (B)

No.	Nome	Min	TC		2P TC		3P TC		TL		Rim			AS	PP	PR	ST	FP		+/-	PTR
			R/T	%	R/T	%	R/T	%	R/T	%	RO	RD	Tot					F	S		
1	M MONTO	39:36	5/17	29,4	5/12	41,7	0/5	0,0	0/0	0,0	0	5	5	6	1	4	0	0	0	+3	**10**
2	V VOLPE	38:13	1/9	11,1	1/9	11,1	0/0	0,0	0/0	0,0	2	6	8	1	1	1	0	0	0	-10	**2**
3	S STEVE	34:13	6/14	42,9	6/14	42,9	0/0	0,0	0/0	0,0	5	1	6	0	3	1	0	0	0	-1	**12**
4	V VANNI	42:58	3/14	21,4	3/9	33,3	0/5	0,0	0/0	0,0	0	5	5	5	1	1	0	0	0	+4	**6**
5	A ALDO	38:43	3/10	30,0	3/5	60,0	0/5	0,0	0/0	0,0	1	1	2	2	2	1	0	0	0	-5	**6**
6	M MACCI	35:27	2/5	40,0	2/5	40,0	0/0	0,0	0/0	0,0	3	6	9	1	1	0	0	0	0	-7	**4**
7	T TETI	32:40	5/12	41,7	5/12	41,7	0/0	0,0	0/0	0,0	7	6	13	3	1	2	0	0	0	-4	**10**
Squadra/Allenatore											0	5	5		0			0			
Totali			**25/81**	**30,9**	**25/66**	**37,9**	**0/15**	**0,0**	**0/0**	**0,0**	**18**	**35**	**53**	**18**	**10**	**10**	**0**	**0**	**0**		**50**

scuri (S)

No.	Nome	Min	TC		2P TC		3P TC		TL		Rim			AS	PP	PR	ST	FP		+/-	PTR
			R/T	%	R/T	%	R/T	%	R/T	%	RO	RD	Tot					F	S		
1	R RENZO	35:27	1/2	50,0	1/2	50,0	0/0	0,0	0/0	0,0	2	7	9	0	4	0	0	0	0	+7	**2**
2	P PIETRO	39:36	4/13	30,8	4/11	36,4	0/2	0,0	0/0	0,0	4	7	11	3	3	3	1	0	0	-3	**8**
3	G GILIO	42:58	4/17	23,5	3/15	20,0	1/2	50,0	0/0	0,0	0	1	1	2	0	0	0	0	0	-4	**9**
4	M MORO	34:13	6/16	37,5	1/3	33,3	5/13	38,5	0/0	0,0	1	6	7	0	2	1	0	0	0	+1	**17**
5	M MOMO	38:43	3/14	21,4	3/14	21,4	0/0	0,0	0/0	0,0	1	3	4	6	3	3	0	0	0	+5	**6**
6	M MATTEO	32:40	2/6	33,3	2/6	33,3	0/0	0,0	0/0	0,0	3	4	7	2	1	2	0	0	0	+4	**4**
7	G GAS	38:13	4/10	40,0	4/8	50,0	0/2	0,0	0/0	0,0	8	7	15	1	0	1	0	0	0	+10	**8**
Squadra/Allenatore											1	2	3		0			0			
Totali			**24/78**	**30,8**	**18/59**	**30,5**	**6/19**	**31,6**	**0/0**	**0,0**	**20**	**37**	**57**	**14**	**13**	**10**	**1**	**0**	**0**		**54**

	B	S
Punti da palle perse	8	10
Punti dal campo	36	28
Punti secondo tentativo	4	20
Punti in contropiede	8	7
Punti dalla panchina	50	54

Legenda:

Min	Minuti giocati	**R/T**	Realizzati/Tentati	**Rim**	Rimbalzi	**AS**	Assist	**PP**	Palle perse
*	Quintetto iniziale	**%**	Percentuale di tiro	**RD**	Rimbalzi difensivi	**FP**	Falli personali	**PR**	Palle recuperate
NEN	Non entrato	**TL**	Tiri liberi	**RO**	Rimbalzi offensivi	**F**	Falli fatti	**ST**	Stoppate
TC	Tiri dal campo	**PTR**	Punti realizzati	**Tot**	Rimbalzi totali	**S**	Falli subiti	**+/-**	Punti netti mentre era in campo

null

bianchi vs scuri

Partita no. 7

20.05.2016 22:21
(ora locale)

VALUTAZIONE GIOCATORE

100 - 97

(50-43, 50-54)

#1. M MONTO (bianchi)

TC		2P TC		3P TC		TL		Rim							FP		
R/T	%	R/T	%	R/T	%	R/T	%	RO	RD	Tot	AS	PP	PR	ST	F	S	PTR
12/33	36,4	11/22	50,0	1/11	9,1	0/0	0,0	0	8	8	7	3	4	0	0	0	**25**

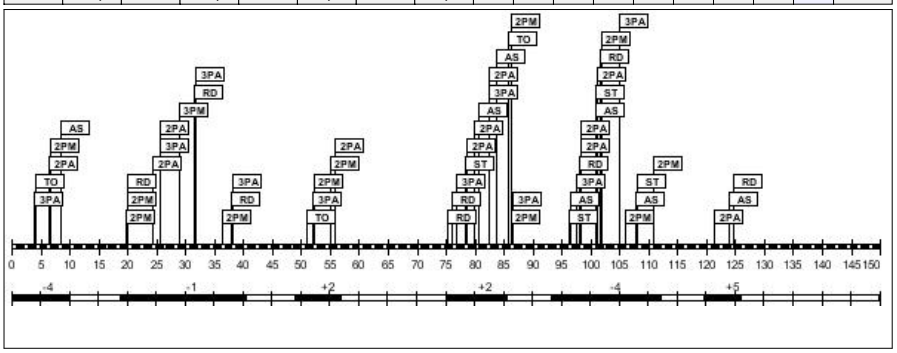

Minuti giocati: **83:20**
Punti realizzati: **25**
Rapporto +/-: **+0**

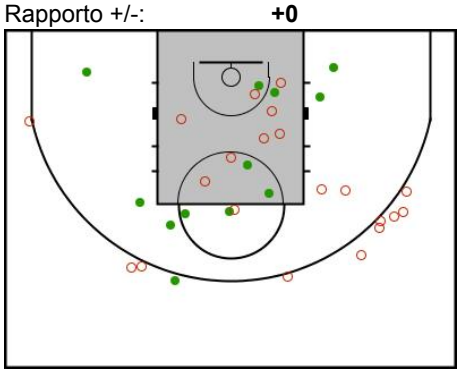

#2. V VOLPE (bianchi)

TC		2P TC		3P TC		TL		Rim							FP		
R/T	%	R/T	%	R/T	%	R/T	%	RO	RD	Tot	AS	PP	PR	ST	F	S	PTR
2/16	12,5	2/16	12,5	0/0	0,0	0/0	0,0	3	15	18	2	6	2	1	0	0	**4**

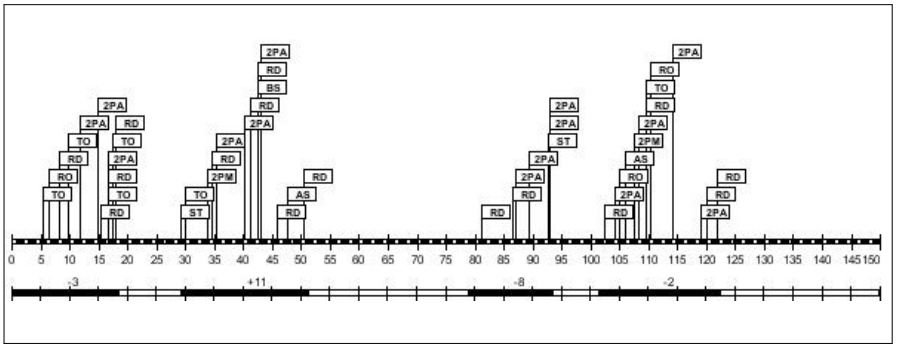

Minuti giocati: **81:27**
Punti realizzati: **4**
Rapporto +/-: **-2**

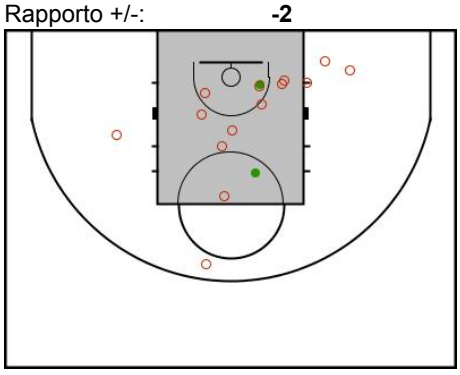

#3. S STEVE (bianchi)

TC		2P TC		3P TC		TL		Rim							FP		
R/T	%	R/T	%	R/T	%	R/T	%	RO	RD	Tot	AS	PP	PR	ST	F	S	PTR
7/25	28,0	7/25	28,0	0/0	0,0	0/0	0,0	12	4	16	3	5	2	0	0	0	**14**

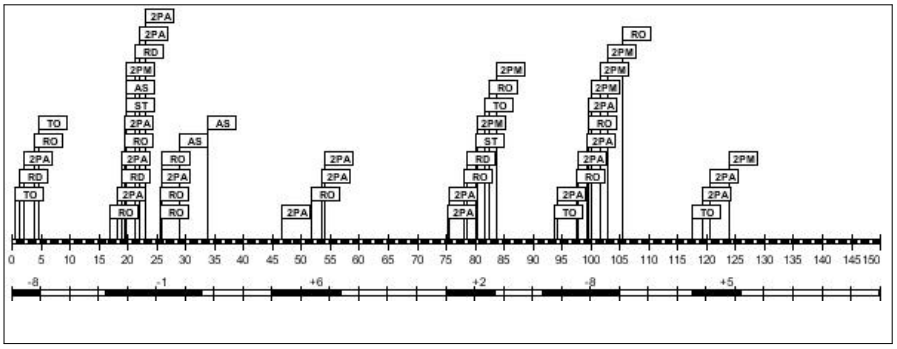

Minuti giocati: **71:44**
Punti realizzati: **14**
Rapporto +/-: **-4**

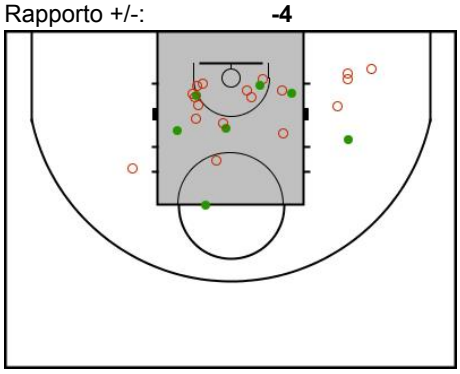

#4. V VANNI (bianchi)

TC		2P TC		3P TC		TL		Rim							FP		
R/T	%	R/T	%	R/T	%	R/T	%	RO	RD	Tot	AS	PP	PR	ST	F	S	PTR
6/20	30,0	4/10	40,0	2/10	20,0	0/0	0,0	0	5	5	7	2	1	0	0	0	**14**

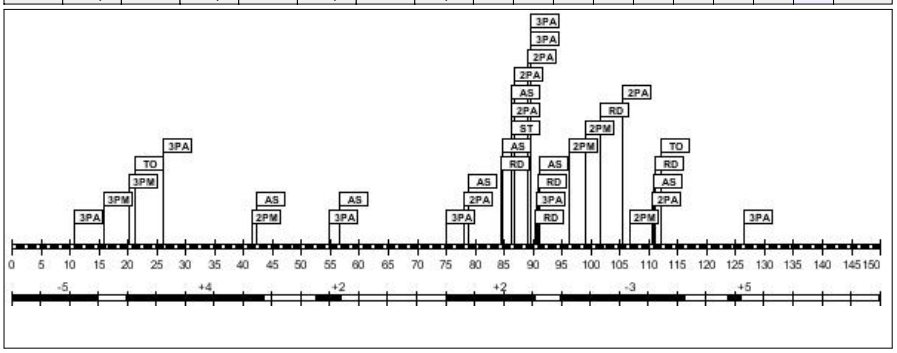

Minuti giocati: **90:07**
Punti realizzati: **14**
Rapporto +/-: **+5**

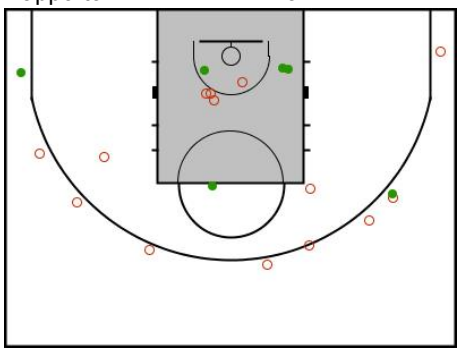

#5. A ALDO (bianchi)

TC		2P TC		3P TC		TL		Rim							FP		
R/T	%	R/T	%	R/T	%	R/T	%	RO	RD	Tot	AS	PP	PR	ST	F	S	PTR
8/21	38,1	7/13	53,8	1/8	12,5	0/0	0,0	1	4	5	3	2	1	0	0	0	**17**

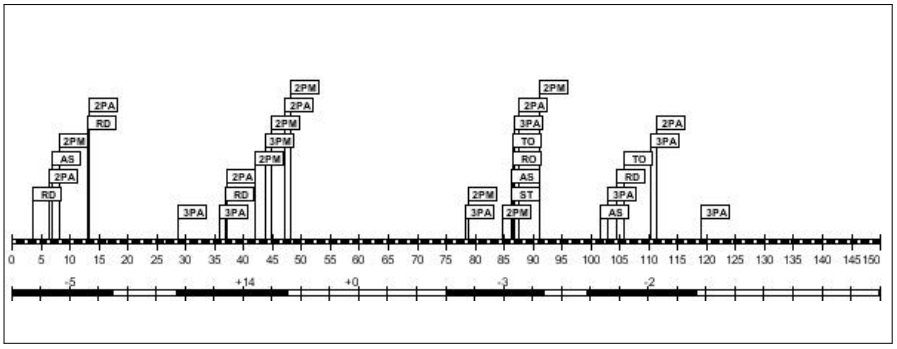

Minuti giocati: **78:59**
Punti realizzati: **17**
Rapporto +/-: **+4**

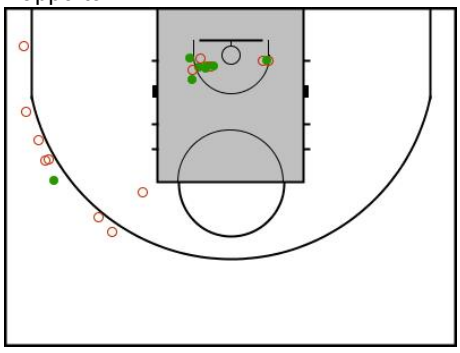

#6. M MACCI (bianchi)

TC		2P TC		3P TC		TL		Rim							FP		
R/T	%	R/T	%	R/T	%	R/T	%	RO	RD	Tot	AS	PP	PR	ST	F	S	PTR
3/9	33,3	3/9	33,3	0/0	0,0	0/0	0,0	7	10	17	2	1	1	0	0	0	**6**

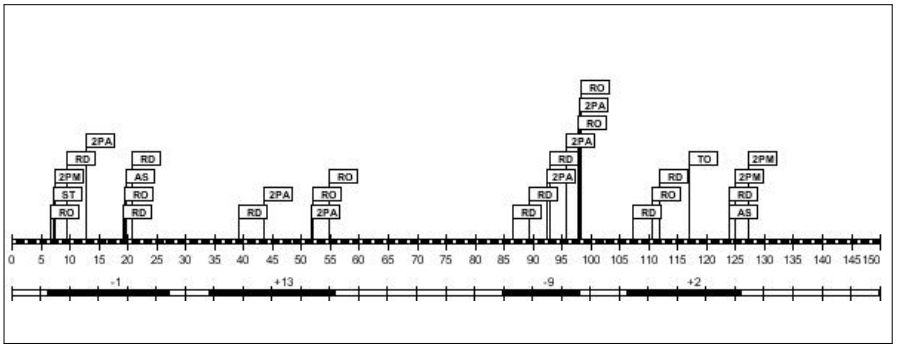

Minuti giocati: **80:56**
Punti realizzati: **6**
Rapporto +/-: **+5**

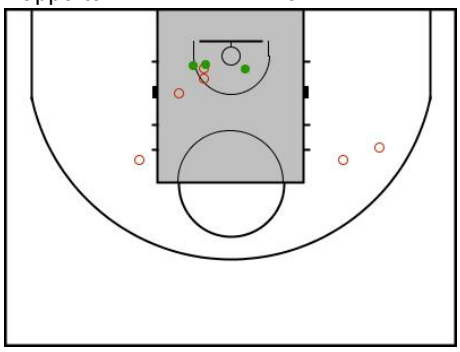

#7. T TETI (bianchi)

TC		2P TC		3P TC		TL		Rim							FP		
R/T	%	R/T	%	R/T	%	R/T	%	RO	RD	Tot	AS	PP	PR	ST	F	S	PTR
10/23	43,5	10/23	43,5	0/0	0,0	0/0	0,0	12	15	27	8	3	7	0	0	0	**20**

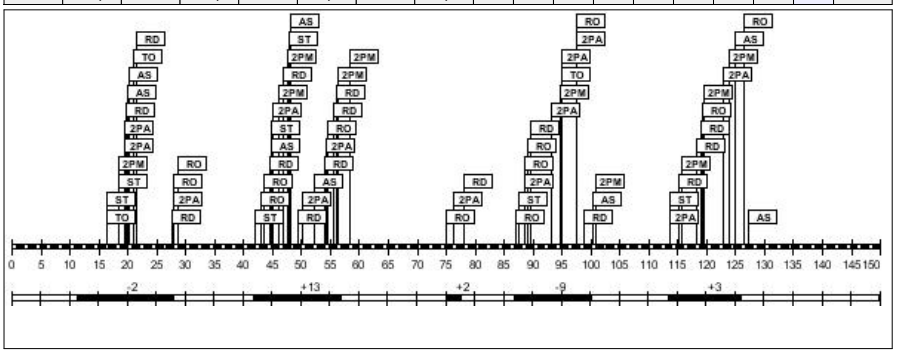

Minuti giocati: **67:02**
Punti realizzati: **20**
Rapporto +/-: **+7**

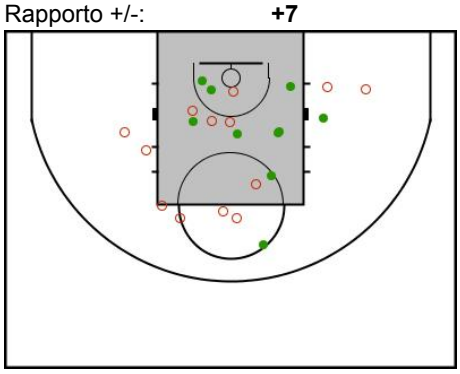

#1. R RENZO (scuri)

TC		2P TC		3P TC		TL		Rim			AS	PP	PR	ST	FP		PTR
R/T	%	R/T	%	R/T	%	R/T	%	RO	RD	Tot					F	S	
1/7	14,3	1/7	14,3	0/0	0,0	0/0	0,0	2	7	9	1	5	1	0	0	0	**2**

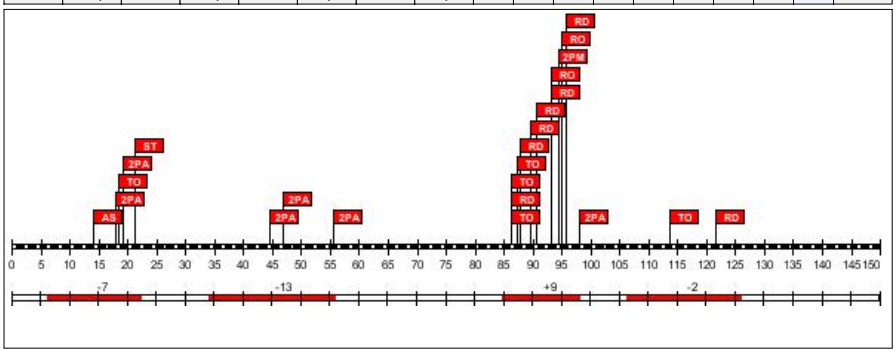

Minuti giocati: **75:57**
Punti realizzati: **2**
Rapporto +/-: **-13**

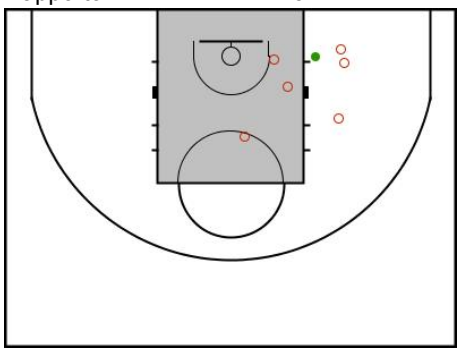

#2. P PIETRO (scuri)

TC		2P TC		3P TC		TL		Rim			AS	PP	PR	ST	FP		PTR
R/T	%	R/T	%	R/T	%	R/T	%	RO	RD	Tot					F	S	
5/19	26,3	5/16	31,3	0/3	0,0	0/0	0,0	9	11	20	5	3	3	2	0	0	**10**

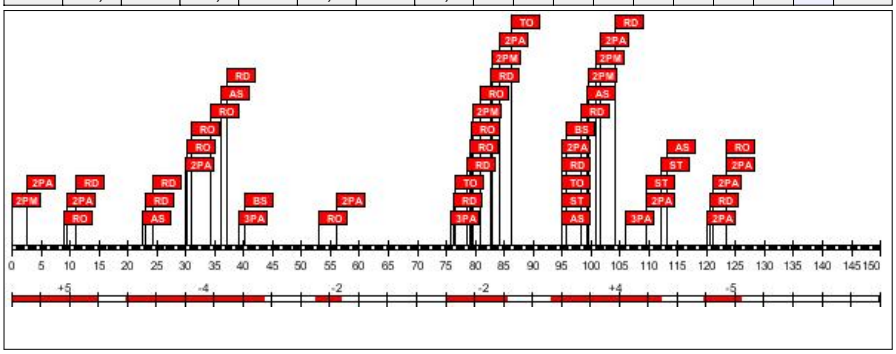

Minuti giocati: **86:45**
Punti realizzati: **10**
Rapporto +/-: **-4**

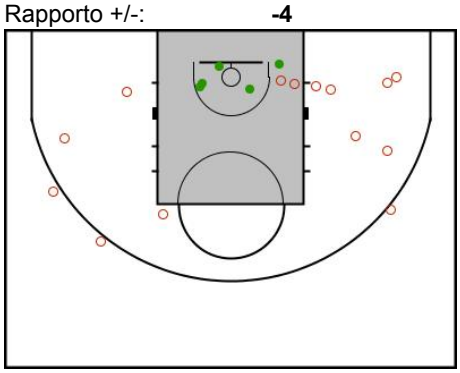

#3. G GILIO (scuri)

TC		2P TC		3P TC		TL		Rim			AS	PP	PR	ST	FP		PTR
R/T	%	R/T	%	R/T	%	R/T	%	RO	RD	Tot					F	S	
10/38	26,3	9/29	31,0	1/9	11,1	0/0	0,0	1	4	5	2	1	1	0	0	0	**21**

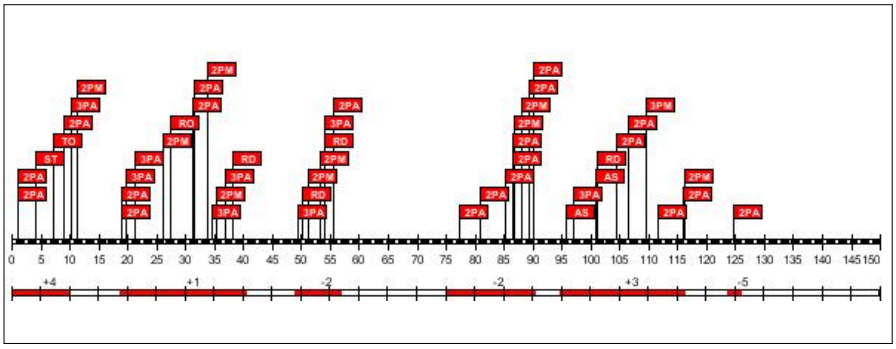

Minuti giocati: **86:42**
Punti realizzati: **21**
Rapporto +/-: **-1**

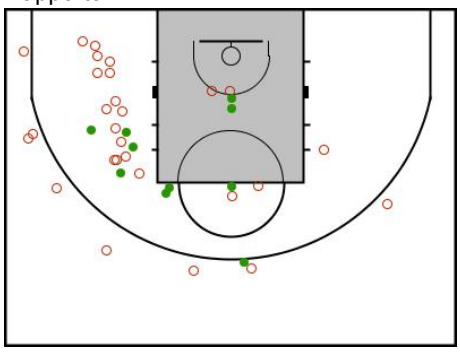

#4. M MORO (scuri)

TC		2P TC		3P TC		TL		Rim			AS	PP	PR	ST	FP		PTR
R/T	%	R/T	%	R/T	%	R/T	%	RO	RD	Tot					F	S	
10/24	41,7	2/6	33,3	8/18	44,4	0/0	0,0	1	9	10	1	4	3	1	0	0	**28**

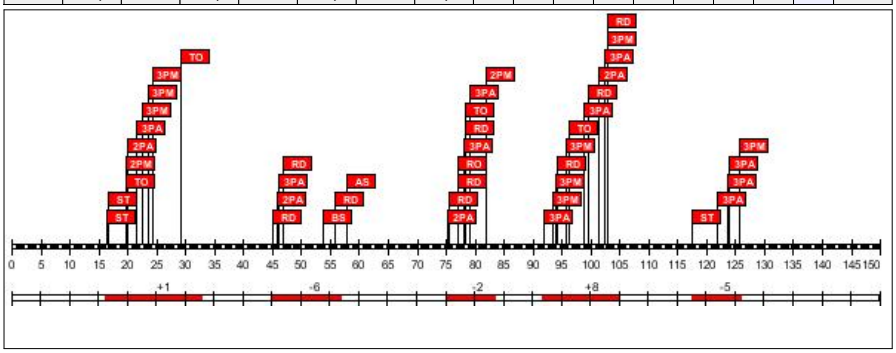

Minuti giocati: **65:28**
Punti realizzati: **28**
Rapporto +/-: **-4**

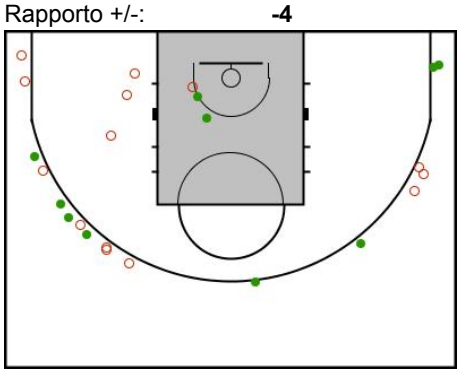

#5. M MOMO (scuri)

TC		2P TC		3P TC		TL		Rim							FP		
R/T	%	R/T	%	R/T	%	R/T	%	RO	RD	Tot	AS	PP	PR	ST	F	S	PTR
7/25	28,0	7/24	29,2	0/1	0,0	0/0	0,0	1	4	5	10	5	4	0	0	0	**14**

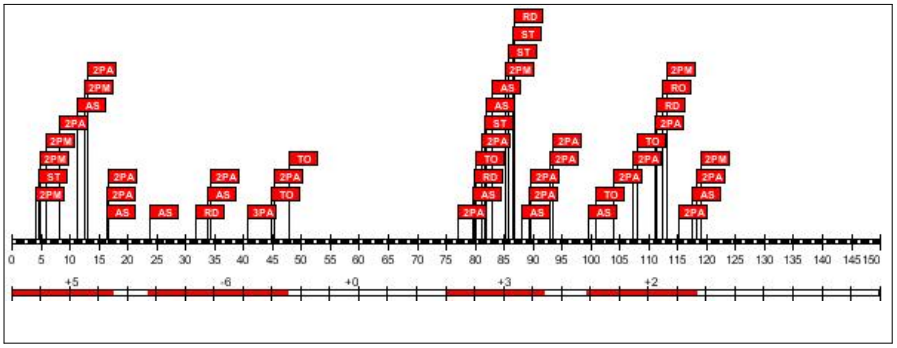

Minuti giocati: **83:58**
Punti realizzati: **14**
Rapporto +/-: **+4**

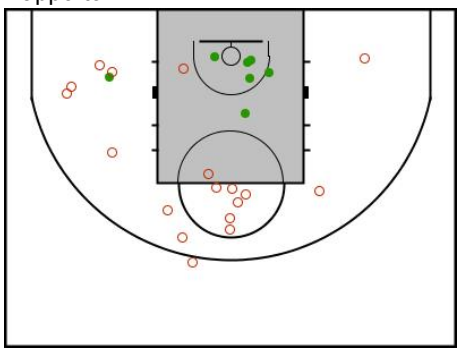

#6. M MATTEO (scuri)

TC		2P TC		3P TC		TL		Rim							FP		
R/T	%	R/T	%	R/T	%	R/T	%	RO	RD	Tot	AS	PP	PR	ST	F	S	PTR
4/15	26,7	4/14	28,6	0/1	0,0	0/0	0,0	8	8	16	2	3	3	0	0	0	**8**

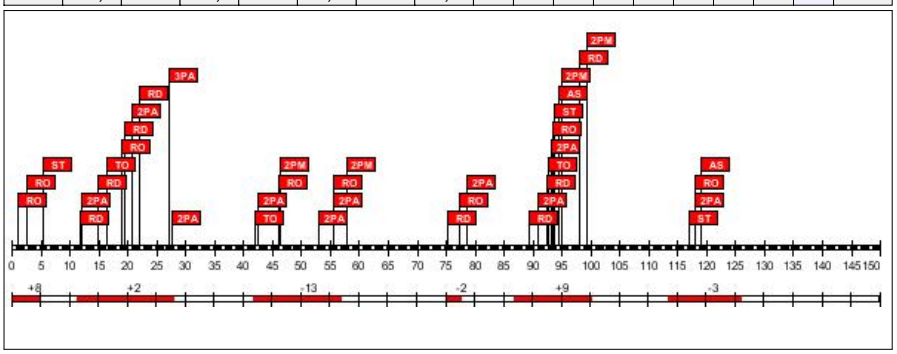

Minuti giocati: **73:18**
Punti realizzati: **8**
Rapporto +/-: **+1**

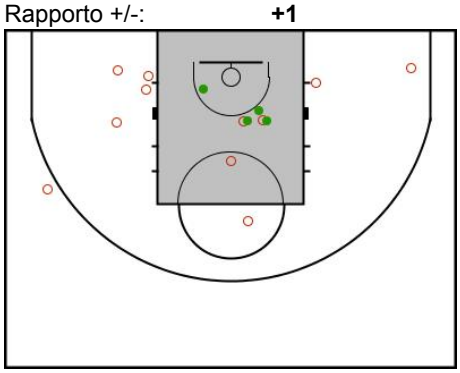

#7. G GAS (scuri)

TC		2P TC		3P TC		TL		Rim							FP		
R/T	%	R/T	%	R/T	%	R/T	%	RO	RD	Tot	AS	PP	PR	ST	F	S	PTR
7/18	38,9	7/16	43,8	0/2	0,0	0/0	0,0	10	14	24	3	0	2	0	0	0	**14**

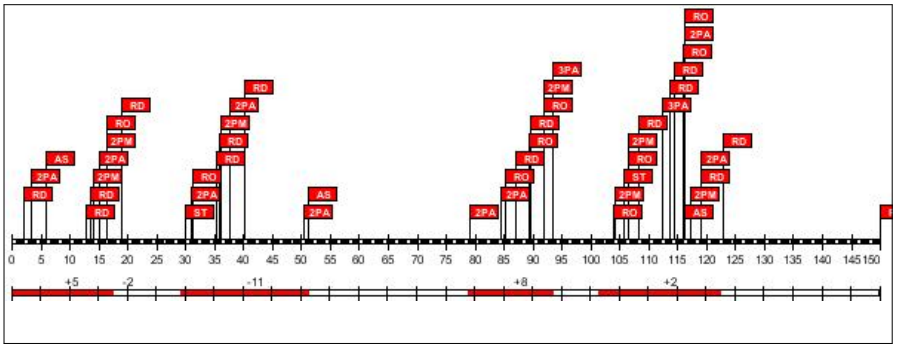

Minuti giocati: **81:27**
Punti realizzati: **14**
Rapporto +/-: **+2**

