Giocatore	Pts	Tiri totali			Tiri da 2			tiri da tre			rimbalzi			ast	rec	blk	perse	Val
		tf	tt	%	t2	t2t	%	Tiri da t	t3t	%	tot	dif	off					
pietro	11	5	22	23%	4	15	27%	1	7	14%	4	2	4	3	3	2	8	-2
andrea	39	19	34	56%	18	31	58%	1	3	33%	11	6	5	5	2	1	6	37
gas	13	5	15	33%	2	7	29%	3	8	38%	18	16	2	1	2	2	4	22
giorgio	21	8	22	36%	3	10	30%	5	12	42%	14	8	6	9	4		2	32
teti	16	8	26	31%	8	26	31%				25	21	4	13	9	5	2	48
renzo	4	2	12	17%	2	12	17%				6	3	3	1	1		3	-1
								squadra			12	9	3					
Totali	**104**	**47**	**131**	**36%**	**37**	**101**	**37%**	**10**	**30**	**33%**	**90**	**65**	**27**	**32**	**21**	**10**	**25**	**136**

Giocatore	Pts	Tiri totali			Tiri da 2			Tiri da tre			rimbalzi			ast	rec	blk	perse	Val
		tf	tt	%	t2	t2t	%	t3	t3t	%	tot	dif	off					
ciaschini	23	10	23	43%	7	12	58%	3	11		10	8	2	3	2	0	10	15
sasha	8	3	19	16%	1	10	10%	2	9	22%	8	5	3	5	3	0	3	5
aldo	15	6	20	30%	3	10	30%	3	10	30%	5	2	3	3	1	0	6	4
gilio	11	5	16	31%	4	14	29%	1	2		8	6	2	6	4	0	0	18
caselli	6	3	12	25%	3	12	25%	0	0		19	9	10	3	3	1	2	21
macci	4	2	7	29%	2	6	33%	0	1		17	13	4	1	3	0		20
pier	14	6	31	19%	4	14	29%	2	17	12%	10	8	2	5	3	0	8	-1
								squadra			7	5	2					
Totali	**81**	**35**	**128**	**27%**	**24**	**78**	**31%**	**11**	**50**	**22%**	**84**	**56**	**28**	**26**	**19**	**1**	**29**	**82**

null

scurichiari vs chiari

Partita no. 14

09.02.2017 23:11
(ora locale)

STATISTICHE DEL QUARTO 1

52 - 43

scurichiari (scuri)

No.	Nome	Min	TC		2P TC		3P TC		TL		Rim			AS	PP	PR	ST	FP		+/-	PTR
			R/T	%	R/T	%	R/T	%	R/T	%	RO	RD	Tot					F	S		
*1	p pietro	45:45	1/11	9,1	1/6	16,7	0/5	0,0	0/0	0,0	2	0	2	2	4	2	2	0	0	+4	**2**
*2	a andrea	52:55	10/19	52,6	9/17	52,9	1/2	50,0	0/0	0,0	4	5	9	2	3	2	0	0	0	+11	**21**
*3	g gas	55:11	4/12	33,3	1/6	16,7	3/6	50,0	0/0	0,0	2	11	13	0	4	1	2	0	0	+4	**11**
*4	g giorgio	54:12	5/13	38,5	1/6	16,7	4/7	57,1	0/0	0,0	2	3	5	5	0	2	0	0	0	+10	**14**
*5	t teti	40:18	2/12	16,7	2/12	16,7	0/0	0,0	0/0	0,0	0	6	6	5	1	6	1	0	0	+11	**4**
6	r renzo	44:49	0/4	0,0	0/4	0,0	0/0	0,0	0/0	0,0	2	3	5	0	2	0	0	0	0	+5	**0**
Squadra/Allenatore											3	5	8		0			0			
Totali			**22/71**	**31,0**	**14/51**	**27,5**	**8/20**	**40,0**	**0/0**	**0,0**	**15**	**33**	**48**	**14**	**14**	**13**	**5**	**0**	**0**		**52**

chiari (chiari)

No.	Nome	Min	TC		2P TC		3P TC		TL		Rim			AS	PP	PR	ST	FP		+/-	PTR
			R/T	%	R/T	%	R/T	%	R/T	%	RO	RD	Tot					F	S		
*1	c Ciaschini	41:16	3/12	25,0	3/8	37,5	0/4	0,0	0/0	0,0	0	4	4	2	6	1	0	0	0	-2	**6**
*2	s sasha	43:13	3/9	33,3	1/5	20,0	2/4	50,0	0/0	0,0	0	2	2	2	0	1	0	0	0	-3	**8**
*3	a aldo	44:00	4/9	44,4	2/6	33,3	2/3	66,7	0/0	0,0	2	2	4	1	4	0	0	0	0	+0	**10**
*4	g gilio	36:39	3/8	37,5	2/7	28,6	1/1	100,0	0/0	0,0	0	5	5	3	0	3	0	0	0	+0	**7**
5	c caselli	41:50	2/5	40,0	2/5	40,0	0/0	0,0	0/0	0,0	2	5	7	3	1	2	1	0	0	-12	**4**
6	m macci	39:07	0/1	0,0	0/1	0,0	0/0	0,0	0/0	0,0	1	9	10	0	0	2	0	0	0	-14	**0**
*7	p pier	47:05	4/16	25,0	4/10	40,0	0/6	0,0	0/0	0,0	2	5	7	4	6	2	0	0	0	-14	**8**
Squadra/Allenatore											1	2	3		0			0			
Totali			**19/60**	**31,7**	**14/42**	**33,3**	**5/18**	**27,8**	**0/0**	**0,0**	**8**	**34**	**42**	**15**	**17**	**11**	**1**	**0**	**0**		**43**

	scuri	chiari
Punti da palle perse	9	13
Punti dal campo	20	18
Punti secondo tentativo	2	0
Punti in contropiede	6	0
Punti dalla panchina	0	4

Legenda:

Min	Minuti giocati	**R/T**	Realizzati/Tentati	**Rim**	Rimbalzi	**AS**	Assist	**PP**	Palle perse
*	Quintetto iniziale	**%**	Percentuale di tiro	**RD**	Rimbalzi difensivi	**FP**	Falli personali	**PR**	Palle recuperate
NEN	Non entrato	**TL**	Tiri liberi	**RO**	Rimbalzi offensivi	**F**	Falli fatti	**ST**	Stoppate
TC	Tiri dal campo	**PTR**	Punti realizzati	**Tot**	Rimbalzi totali	**S**	Falli subiti	**+/-**	Punti netti mentre era in campo

null

scurichiari vs chiari

Partita no. 14

09.02.2017 23:11
(ora locale)

STATISTICHE UFFICIALI

104 - 81

(52-43, 52-38)

scurichiari (scuri)

No.	Nome	Min	TC		2P TC		3P TC		TL		Rim			AS	PP	PR	ST	FP		+/-	PTR
			R/T	%	R/T	%	R/T	%	R/T	%	RO	RD	Tot					F	S		
*1	p pietro	97:56	5/22	22,7	4/15	26,7	1/7	14,3	0/0	0,0	4	2	6	3	8	3	2	0	0	+17	**11**
*2	a andrea	173:	19/34	55,9	18/31	58,1	1/3	33,3	0/0	0,0	5	6	11	5	6	2	1	0	0	+23	**39**
*3	g gas	98:42	5/15	33,3	2/7	28,6	3/8	37,5	0/0	0,0	2	16	18	1	4	2	2	0	0	+6	**13**
*4	g giorgio	43:47	8/22	36,4	3/10	30,0	5/12	41,7	0/0	0,0	6	8	14	9	2	4	0	0	0	+25	**21**
*5	t teti	95:42	8/26	30,8	8/26	30,8	0/0	0,0	0/0	0,0	4	21	25	13	2	9	5	0	0	+28	**16**
6	r renzo	100:	2/12	16,7	2/12	16,7	0/0	0,0	0/0	0,0	3	3	6	1	3	1	0	0	0	+16	**4**
Squadra/Allenatore											3	9	12		0			0			
Totali			**47/13**	**35,9**	**37/10**	**36,6**	**10/30**	**33,3**	**0/0**	**0,0**	**27**	**65**	**92**	**32**	**25**	**21**	**10**	**0**	**0**		**104**

chiari (chiari)

No.	Nome	Min	TC		2P TC		3P TC		TL		Rim			AS	PP	PR	ST	FP		+/-	PTR
			R/T	%	R/T	%	R/T	%	R/T	%	RO	RD	Tot					F	S		
*1	c Ciaschini	93:20	10/23	43,5	7/12	58,3	3/11	27,3	0/0	0,0	2	8	10	3	10	2	0	0	0	-6	**23**
*2	s sasha	88:17	3/19	15,8	1/10	10,0	2/9	22,2	0/0	0,0	3	5	8	5	3	3	0	0	0	-18	**8**
*3	a aldo	89:45	6/20	30,0	3/10	30,0	3/10	30,0	0/0	0,0	3	2	5	3	6	1	0	0	0	-18	**15**
*4	g gilio	78:35	5/16	31,3	4/14	28,6	1/2	50,0	0/0	0,0	2	6	8	6	0	4	0	0	0	-10	**11**
5	c caselli	92:11	3/12	25,0	3/12	25,0	0/0	0,0	0/0	0,0	10	9	19	3	2	3	1	0	0	-14	**6**
6	m macci	83:45	2/7	28,6	2/6	33,3	0/1	0,0	0/0	0,0	4	13	17	1	0	3	0	0	0	-25	**4**
*7	p pier	84:37	6/31	19,4	4/14	28,6	2/17	11,8	0/0	0,0	2	8	10	5	8	3	0	0	0	-24	**14**
Squadra/Allenatore											2	5	7		0			0			
Totali			**35/12**	**27,3**	**24/78**	**30,8**	**11/50**	**22,0**	**0/0**	**0,0**	**28**	**56**	**84**	**26**	**29**	**19**	**1**	**0**	**0**		**81**

Punteggio ogni 5 minuti

	Q1		Q2		Q3		Q4	
scuri	3	5	12	14	16	19	23	31
chiari	7	11	16	18	21	23	23	30

	scuri	chiari
Punti da palle perse	19	17
Punti dal campo	54	38
Punti secondo tentativo	8	10
Punti in contropiede	10	0
Punti dalla panchina	4	10

	scuri	chiari
Massimo vantaggio	23	8
Massimo parziale	13-0 (59-43)	8-0 (70-67)
Cambi di vantaggio	7	
Tempo in vantaggio	2	
Tempo in vantaggio	112:48	34:02

Legenda:

Min	Minuti giocati	**R/T**	Realizzati/Tentati	**Rim**	Rimbalzi	**AS**	Assist	**PP**	Palle perse
*	Quintetto iniziale	**%**	Percentuale di tiro	**RD**	Rimbalzi difensivi	**FP**	Falli personali	**PR**	Palle recuperate
NEN	Non entrato	**TL**	Tiri liberi	**RO**	Rimbalzi offensivi	**F**	Falli fatti	**ST**	Stoppate
TC	Tiri dal campo	**PTR**	Punti realizzati	**Tot**	Rimbalzi totali	**S**	Falli subiti	**+/-**	Punti netti mentre era in campo

null

scurichiari vs chiari

Partita no. 14

09.02.2017 23:11
(ora locale)

VALUTAZIONE GIOCATORE

104 - 81

(52-43, 52-38)

#1. p pietro (scurichiari)

TC		2P TC		3P TC		TL		Rim							FP		
R/T	%	R/T	%	R/T	%	R/T	%	RO	RD	Tot	AS	PP	PR	ST	F	S	PTR
5/22	22,7	4/15	26,7	1/7	14,3	0/0	0,0	4	2	6	3	8	3	2	0	0	**11**

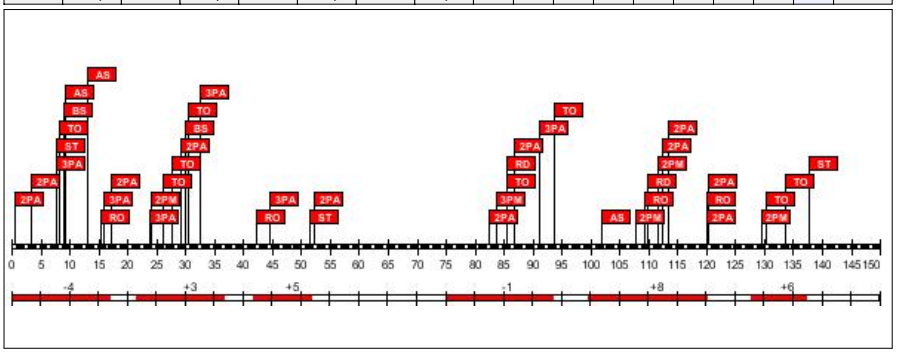

Minuti giocati: **97:56**
Punti realizzati: **11**
Rapporto +/-: **+17**

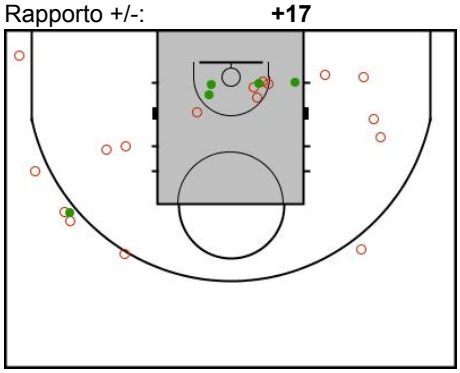

#2. a andrea (scurichiari)

TC		2P TC		3P TC		TL		Rim							FP		
R/T	%	R/T	%	R/T	%	R/T	%	RO	RD	Tot	AS	PP	PR	ST	F	S	PTR
19/34	55,9	18/31	58,1	1/3	33,3	0/0	0,0	5	6	11	5	6	2	1	0	0	**39**

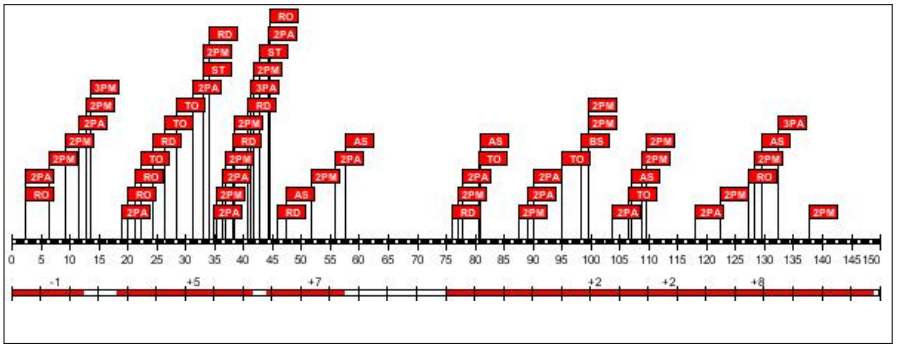

Minuti giocati: **173:34**
Punti realizzati: **39**
Rapporto +/-: **+23**

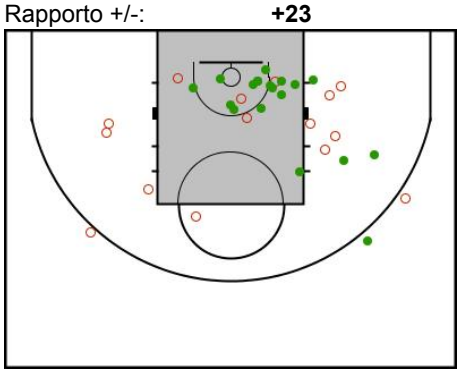

#3. g gas (scurichiari)

TC		2P TC		3P TC		TL		Rim							FP		
R/T	%	R/T	%	R/T	%	R/T	%	RO	RD	Tot	AS	PP	PR	ST	F	S	PTR
5/15	33,3	2/7	28,6	3/8	37,5	0/0	0,0	2	16	18	1	4	2	2	0	0	**13**

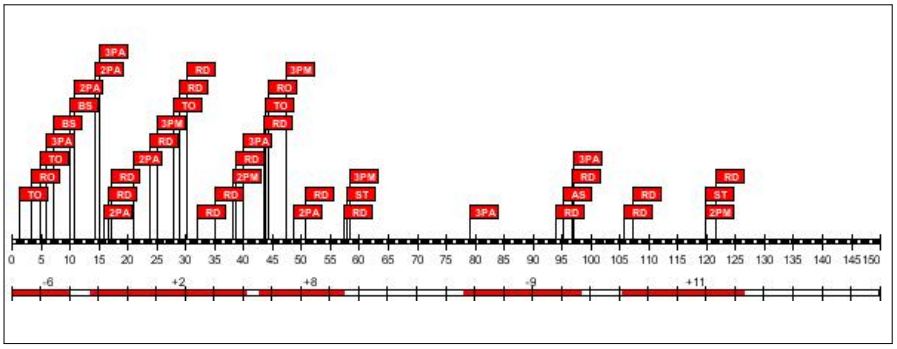

Minuti giocati: **98:42**
Punti realizzati: **13**
Rapporto +/-: **+6**

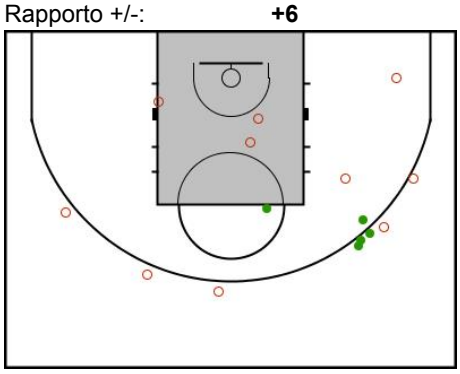

#4. g giorgio (scurichiari)

TC		2P TC		3P TC		TL		Rim							FP		
R/T	%	R/T	%	R/T	%	R/T	%	RO	RD	Tot	AS	PP	PR	ST	F	S	PTR
8/22	36,4	3/10	30,0	5/12	41,7	0/0	0,0	6	8	14	9	2	4	0	0	0	**21**

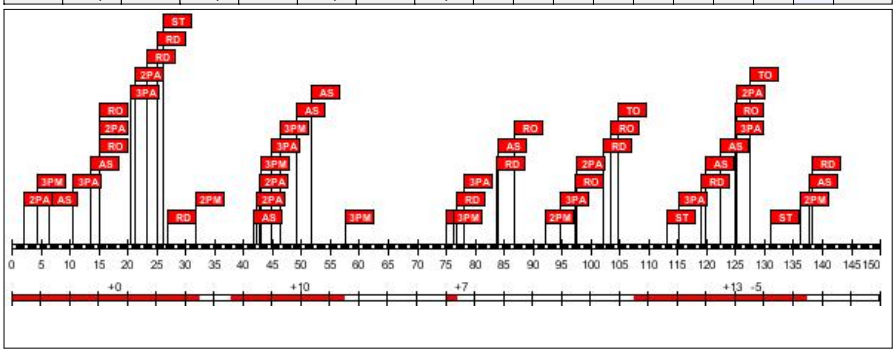

Minuti giocati: **43:47**
Punti realizzati: **21**
Rapporto +/-: **+25**

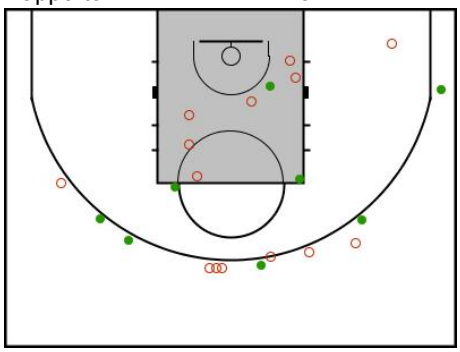

#5. t teti (scurichiari)

TC		2P TC		3P TC		TL		Rim							FP		
R/T	%	R/T	%	R/T	%	R/T	%	RO	RD	Tot	AS	PP	PR	ST	F	S	PTR
8/26	30,8	8/26	30,8	0/0	0,0	0/0	0,0	4	21	25	13	2	9	5	0	0	**16**

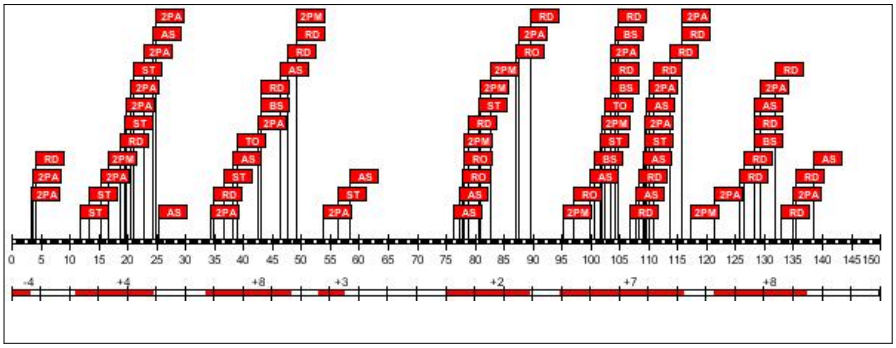

Minuti giocati: **95:42**
Punti realizzati: **16**
Rapporto +/-: **+28**

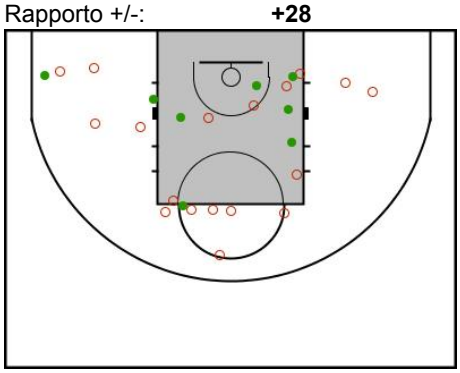

#6. r renzo (scurichiari)

TC		2P TC		3P TC		TL		Rim							FP		
R/T	%	R/T	%	R/T	%	R/T	%	RO	RD	Tot	AS	PP	PR	ST	F	S	PTR
2/12	16,7	2/12	16,7	0/0	0,0	0/0	0,0	3	3	6	1	3	1	0	0	0	**4**

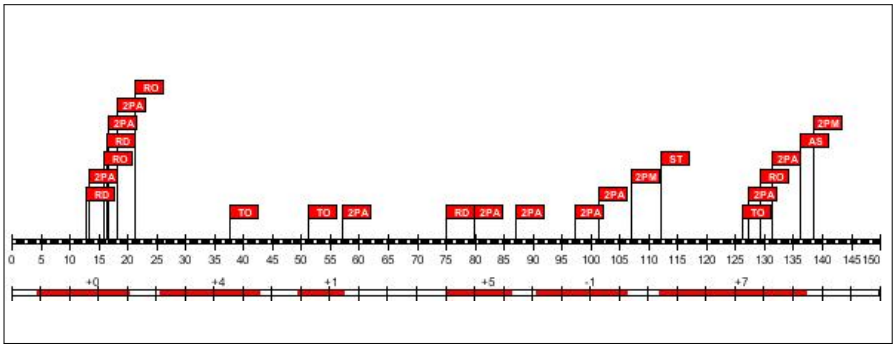

Minuti giocati: **100:49**
Punti realizzati: **4**
Rapporto +/-: **+16**

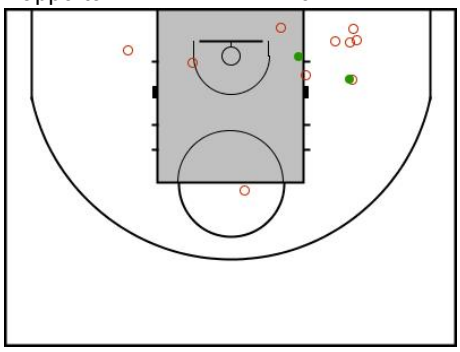

#1. c Ciaschini (chiari)

TC		2P TC		3P TC		TL		Rim							FP		
R/T	%	R/T	%	R/T	%	R/T	%	RO	RD	Tot	AS	PP	PR	ST	F	S	PTR
10/23	43,5	7/12	58,3	3/11	27,3	0/0	0,0	2	8	10	3	10	2	0	0	0	**23**

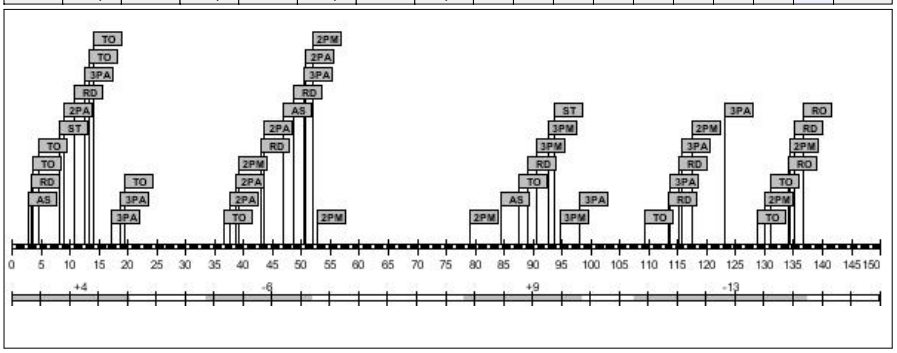

Minuti giocati: **93:20**
Punti realizzati: **23**
Rapporto +/-: **-6**

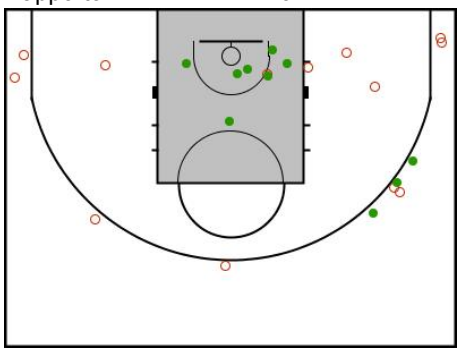

#2. s sasha (chiari)

TC		2P TC		3P TC		TL		Rim							FP		
R/T	%	R/T	%	R/T	%	R/T	%	RO	RD	Tot	AS	PP	PR	ST	F	S	PTR
3/19	15,8	1/10	10,0	2/9	22,2	0/0	0,0	3	5	8	5	3	3	0	0	0	**8**

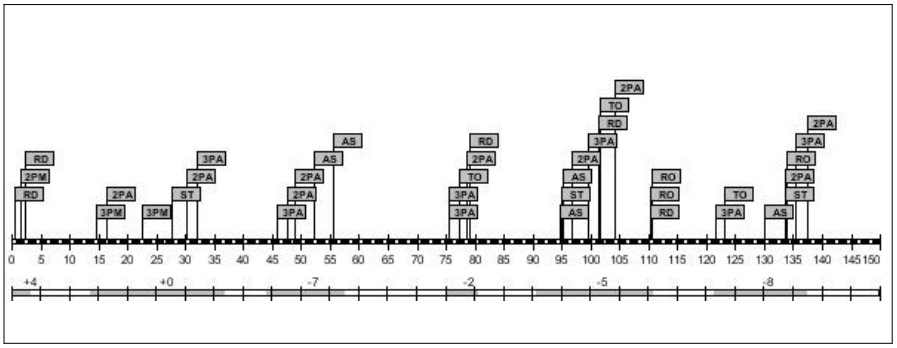

Minuti giocati: **88:17**
Punti realizzati: **8**
Rapporto +/-: **-18**

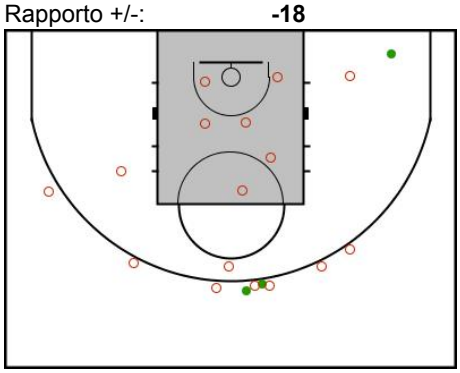

#3. a aldo (chiari)

TC		2P TC		3P TC		TL		Rim							FP		
R/T	%	R/T	%	R/T	%	R/T	%	RO	RD	Tot	AS	PP	PR	ST	F	S	PTR
6/20	30,0	3/10	30,0	3/10	30,0	0/0	0,0	3	2	5	3	6	1	0	0	0	**15**

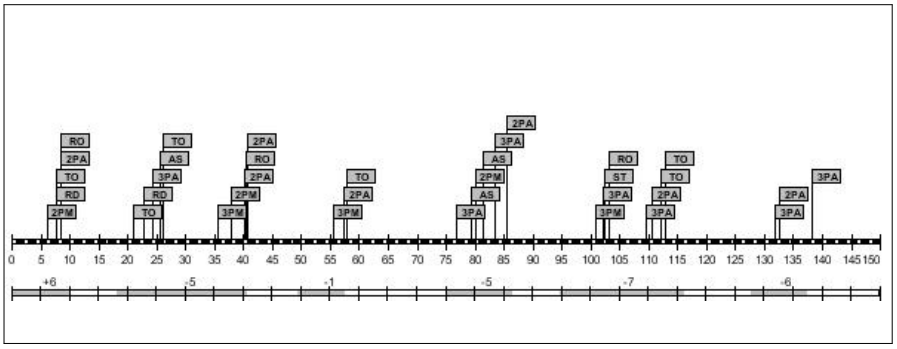

Minuti giocati: **89:45**
Punti realizzati: **15**
Rapporto +/-: **-18**

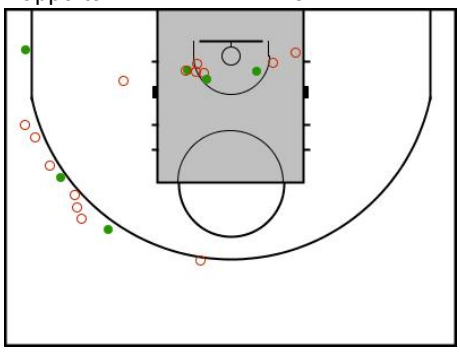

#4. g gilio (chiari)

TC		2P TC		3P TC		TL		Rim							FP		
R/T	%	R/T	%	R/T	%	R/T	%	RO	RD	Tot	AS	PP	PR	ST	F	S	PTR
5/16	31,3	4/14	28,6	1/2	50,0	0/0	0,0	2	6	8	6	0	4	0	0	0	**11**

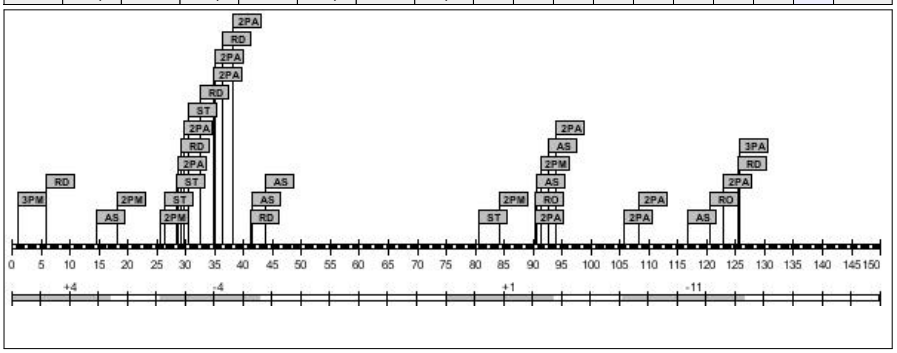

Minuti giocati: **78:35**
Punti realizzati: **11**
Rapporto +/-: **-10**

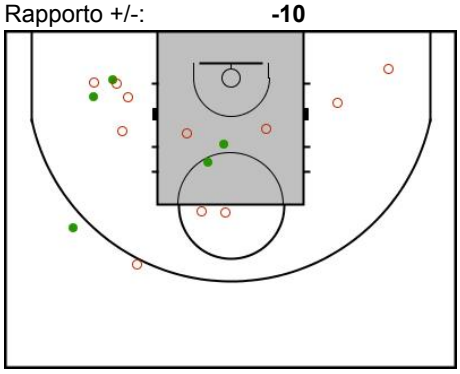

#5. c caselli (chiari)

TC		2P TC		3P TC		TL		Rim							FP		
R/T	%	R/T	%	R/T	%	R/T	%	RO	RD	Tot	AS	PP	PR	ST	F	S	PTR
3/12	25,0	3/12	25,0	0/0	0,0	0/0	0,0	10	9	19	3	2	3	1	0	0	**6**

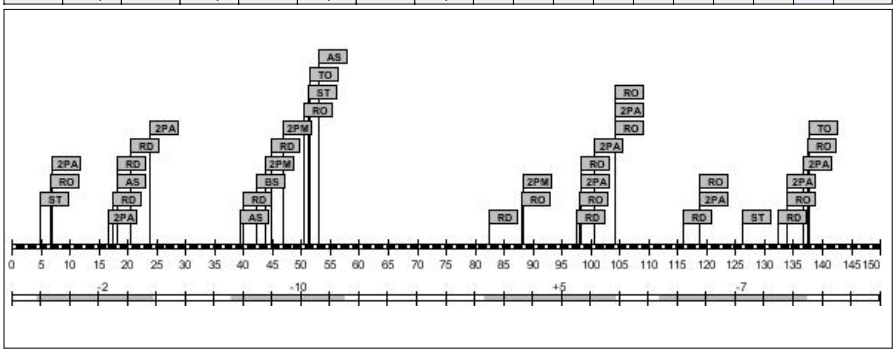

Minuti giocati: **92:11**
Punti realizzati: **6**
Rapporto +/-: **-14**

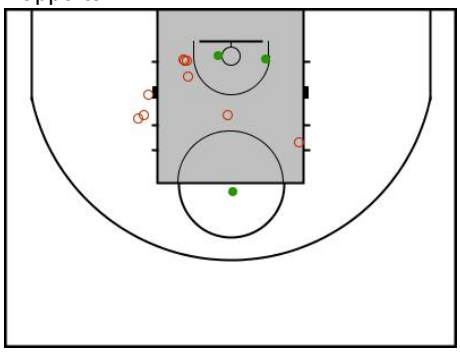

#6. m macci (chiari)

TC		2P TC		3P TC		TL		Rim							FP		
R/T	%	R/T	%	R/T	%	R/T	%	RO	RD	Tot	AS	PP	PR	ST	F	S	PTR
2/7	28,6	2/6	33,3	0/1	0,0	0/0	0,0	4	13	17	1	0	3	0	0	0	**4**

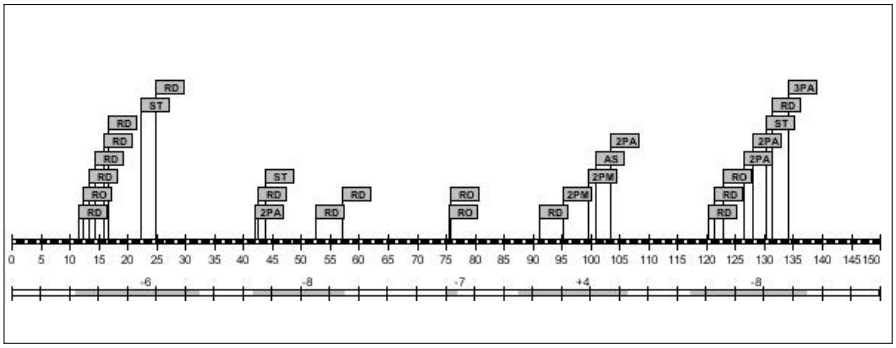

Minuti giocati: **83:45**
Punti realizzati: **4**
Rapporto +/-: **-25**

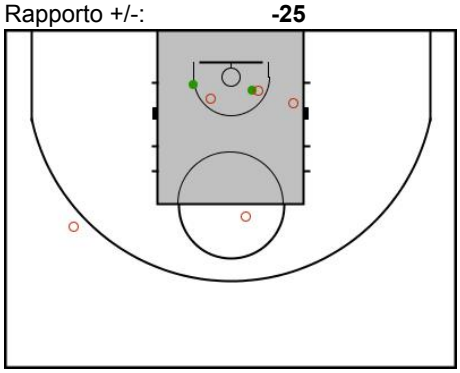

#7. p pier (chiari)

TC		2P TC		3P TC		TL		Rim							FP		
R/T	%	R/T	%	R/T	%	R/T	%	RO	RD	Tot	AS	PP	PR	ST	F	S	PTR
6/31	19,4	4/14	28,6	2/17	11,8	0/0	0,0	2	8	10	5	8	3	0	0	0	**14**

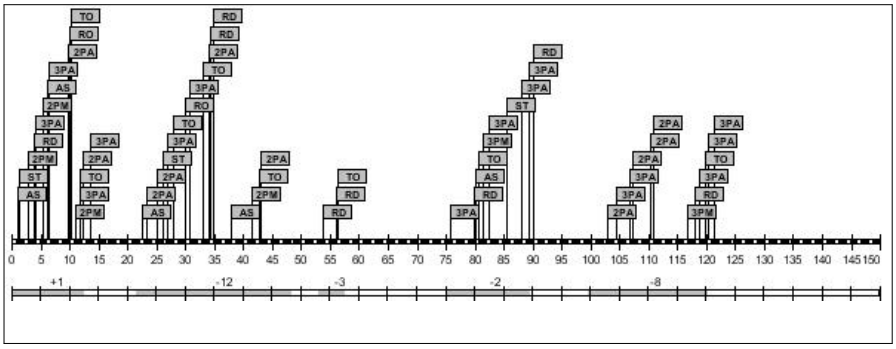

Minuti giocati: **84:37**
Punti realizzati: **14**
Rapporto +/-: **-24**

